

COONAMBLE SPORTS GROUND

*UPGRADE TO CHANGEROOMS
AND AMENITIES WITHIN EXISTING
GRANDSTAND*

*LOT 1 DP 667736
McCULLOUGH STREET
COONAMBLE NSW 2829*

UPGRADE TO CHANGEROOMS & AMENITIES

GENERAL NOTES :

1. These drawings are to be read in conjunction with relevant specification and any engineering drawings.
2. Any item considered usual is to be assumed part of the works even if not noted specifically on the plans, unless instructed otherwise.
3. Notify the designer if there are any discrepancies between plans and details. Generally larger scale drawings are considered more accurate in the event there is a discrepancy between two documents.
4. Do not scale the printed plans. If there are any discrepancies in the dimensions, or any dimensions of the existing that do not match the proposed, contact the Designer to confirm.
5. All existing dimensions and setouts on site shall be checked against documentation by the contractor prior to the commencement of construction. Contact designer or approving authority for clarification.
6. Documents to be read concurrently including drawings, specifications, schedules and reports. Builder must notify Designer of omission or conflict in drawings and their relation to specifications, schedules and/or reports.
7. The drawings, specifications and schedules including references to any reports are to be read together. Any usual work omitted from the specification and/or reports but inferred or present in the drawings, or vice versa, is to form part of this contract.

PRELIMINARY NOTES :

1. Trade names - items specified by name are not to be substituted for similar unless permission given in writing by the Owner's representative.
2. Asbestos at the site. Refer to the specification
3. Owner is to authorise the property to be inspected and stripped of asbestos containing material (ACM) and cleaned by an accredited asbestos removalist company prior to the builder beginning work on the site.
4. Builder to be responsible for the disconnection, alteration or connection of services, i.e., water, sewerage, drainage, electricity and gas as required by the works.
5. Builder to locate existing services and protect services from damage.
6. Builder is to agree with owners representative as to boundaries to the works site, and how to safely prevent unauthorised access to works during work and any staging of works.

7. Builder is to be responsible for activities on the agreed site including providing access for authorised persons and restricting access by unauthorised persons. Take necessary precautions to secure the assets of the proprietor.
8. Builder to provide suitable site services including sanitary and agree with owners representative as to access to power and water and whether a site meeting shed is required to be provided, or where site meetings may be held.
9. Comply with all local authority requirements as to the set up of site, including identification signs and sediment control.
10. Observe OHS&E requirements and plans.
11. Keep site in clean state throughout works. Co-ordinate trades.

DEMOLITION NOTES :

1. All items noted for removal or demolition, unless noted by the owners representative, are to be disposed of by the builder. Items with reuse value are to be removed carefully.
2. Co-ordinate with any asbestos removal.
3. Ensure that construction waste sent to landfill is material which cannot be recycled (eg: segregated lightweight waste). Ensure there is no metal in concrete or brick waste intended for recycling.
4. Co-ordinate where services are required to be capped or terminated. Water and power are to be capped by suitably qualified people.
5. Existing brickwork noted to be retained is to be protected and any finishes to the surface removed so as to not damage the brick walls to be retained.
6. Remove shutters and window grills as shown on plan to be replaced.'
7. Remove all items as implied to be removed by the scope of the work, even if not specifically shown on the demolition plan.
8. Site is to be left in a clean relatively dust free state for beginning of construction work.
9. Observe OHS&E requirements and plans.
10. Refer to relevant section of specification

PLUMBING NOTES :

1. Where possible avoid making new penetrations in slab and walls. Notify the Owners representative where selected fittings conflict with this aim. Co ordinate with Engineer as required for any cuts in slab required for new wastes.
2. Where existing pipes are chased in these recesses may be reused.
3. Lay new pipes 600mm min clear of walls.

4. Connect sanitary fittings to sewer pipes with permanent joints. Comply with requirements of local council and/ or authority. Maintain records of type, depth and location of installed services during installation and provide to Owners representative before backfilling. Backfill only after inspection.
5. Ensure that adequate depth, falls and other conditions exist when installing floor drains
6. Observe OHS&E requirements and statutory requirements for excavated trenches to protect from collapse etc.

BLOCKWORK NOTES :

1. Blockwork to comply with AS3700 masonry code.
2. Movement control joints at junctions with existing brickwork
3. Chases and holes shall not be made in the blockwork unless approved by an engineer.
4. Blockwork cores are to be filled in 3 days after completion of laying, if required by Engineer and at direction of Engineer.
5. Ensure junctions with existing brick walls are considered in terms of setout as to which face is flush and how this co ordinates with benches over both faces.

BRICKWORK NOTES :

1. Brickwork to comply with AS3700 masonry code
2. Brick is to be rendered and painted, ensure neat junctions with existing, and suitable articulation in the render at any control joints.
3. All fittings to be stainless or galvanised.

CEILING NOTES :

1. Co ordinate wall tiling which is to ceiling with ceiling levels.
2. Do not install interior ceilings until space is enclosed and weatherproof, and until all work above ceilings is completed.
3. Form neat junction with wall with either powdercoated aluminium angle or propriety stopping bead if not otherwise specified.
4. Ensure OH&S is followed.

SANITARY AREA NOTES :

1. Ensure that there a level junction of tiling wet areas and adjacent area finish. Co ordinate levels with reference to selected tile and adjacent finish.
2. Prepare the substrate as listed by the product manufacturer and provide falls to substrate to suit product specification.
3. Ensure all flashings and waterproofing is in accordance with the manufacturer's details.
4. Review Material Safety Data Sheets and ensure all OHS&E risks are considered and appropriate controls implemented.
5. Ensure compliance with accessibility standard AS1428. The presence of the drawings of typical detail layouts does not supersede the standard, unless the item on the detail is specific to site.

FITOUT NOTES :

1. Where walls and partitions are nonloadbearing, ensure that secondary structural reinforcement is provided for wall hung joinery items and items of equipment such as fixtures and fittings.
2. Notify owners representative of any issues that arise due to unsuitable substrates conditions before work begins. Notify also if any fixing is found to meet void or unsuitable material during work.
3. Painting is not to commence until substrate is checked.

All notes are a guide and must be read in conjunction with the Plans and Specification.



UPGRADE TO
CHANGEROOMS AND
AMENITIES

SITE PLAN
NOT TO SCALE

client
COONAMBLE SPORTS GROUND

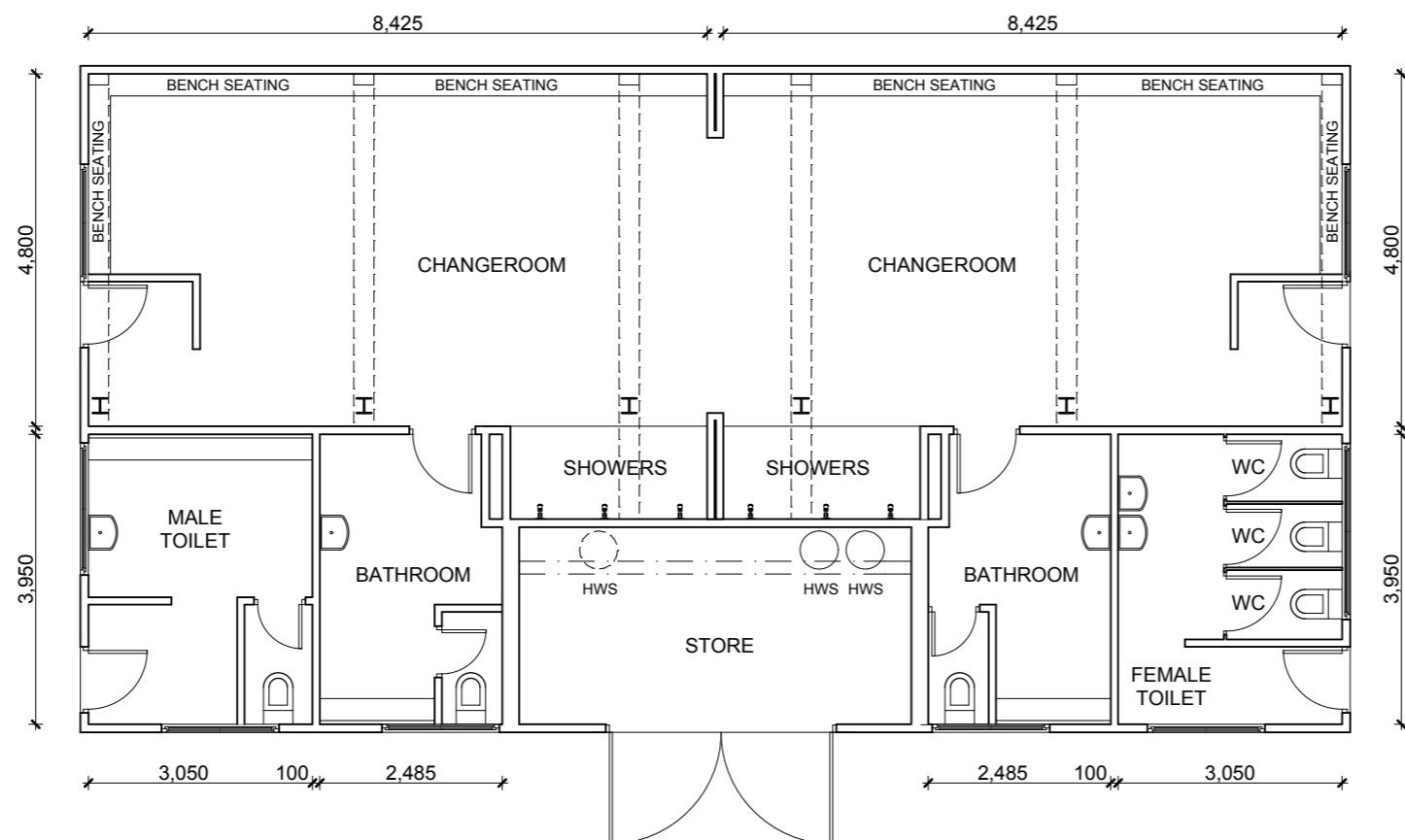
project
UPGRADE TO EXISTING
CHANGEROOMS AND AMENITIES
WITHIN EXISTING GRANDSTAND

site
LOT 1 DP 667736
McCULLOUGH STREET
COONAMBLE NSW 2829

sheet reference
PART SITE PLAN

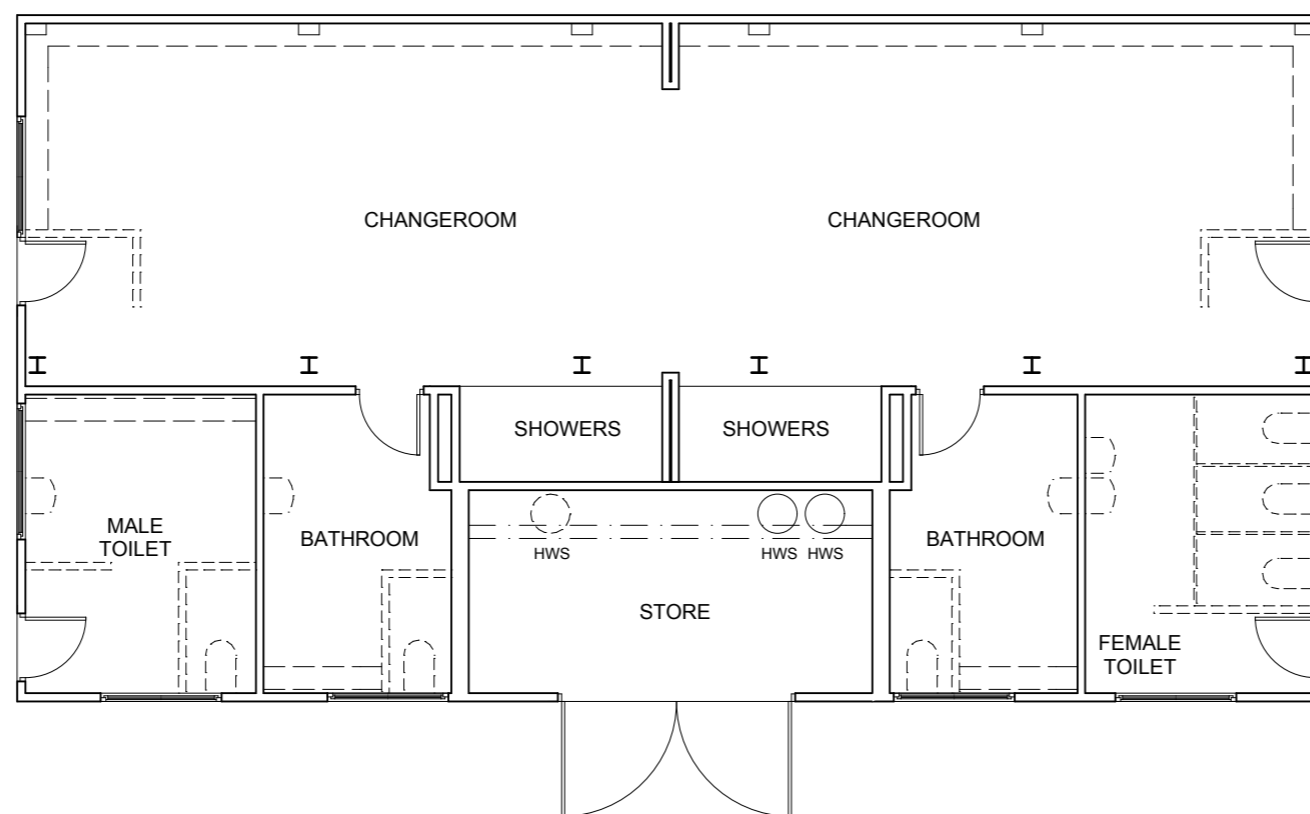
work to figured dimensions in preference to
scale. check dimensions and levels on job
prior to ordering materials and completion
of workshop drawings.

drawn	BCM	scale	NTS
file name	078_23	rev.	dwg no.
plot date	06.11.23		03



**EXISTING GROUND FLOOR PLAN
CHANGEROOMS & TOILETS
UNDER GRANDSTAND**

client			
COONAMBLE SPORTS GROUND			
project			
UPGRADE TO EXISTING CHANGEROOMS AND AMENITIES WITHIN EXISTING GRANDSTAND			
site			
LOT 1 DP 667736 McCULLOUGH STREET COONAMBLE NSW 2829			
sheet reference			
EXISTING GROUND FLOOR PLAN			
work to figured dimensions in preference to scale. check dimensions and levels on job prior to ordering materials and completion of workshop drawings.			
drawn	BCM	scale	1 : 100
file name	078_23	rev.	dwg no.
plot date	06.11.23		04



**DEMOLITION PLAN
CHANGEROOMS & TOILETS
UNDER GRANDSTAND**

client
COONAMBLE SPORTS GROUND

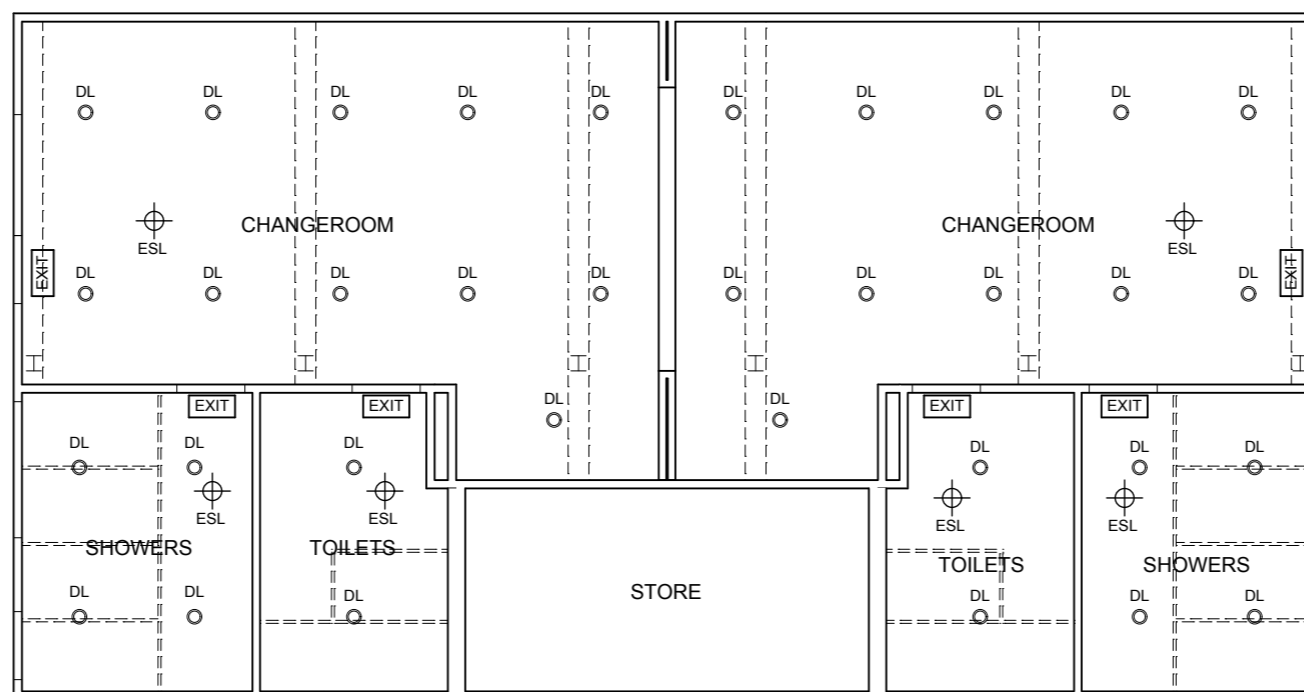
project
UPGRADE TO EXISTING
CHANGEROOMS AND AMENITIES
WITHIN EXISTING GRANDSTAND

site
LOT 1 DP 667736
McCULLOUGH STREET
COONAMBLE NSW 2829

sheet reference
DEMOLITION PLAN

work to figured dimensions in preference to
scale. check dimensions and levels on job
prior to ordering materials and completion
of workshop drawings.

drawn	BCM	scale	1 : 100
file name	078_23	rev.	dwg no.
plot date	06.11.23		05



**REFLECTED CEILING PLAN
CHANGEROOMS & TOILETS
UNDER GRANDSTAND**

	DOWNLIGHTS - TIMED LIGHTING
	EMERGENCY SPITFIRE LIGHT
	EMERGENCY EVACUATION LIGHT BOX

client
COONAMBLE SPORTS GROUND

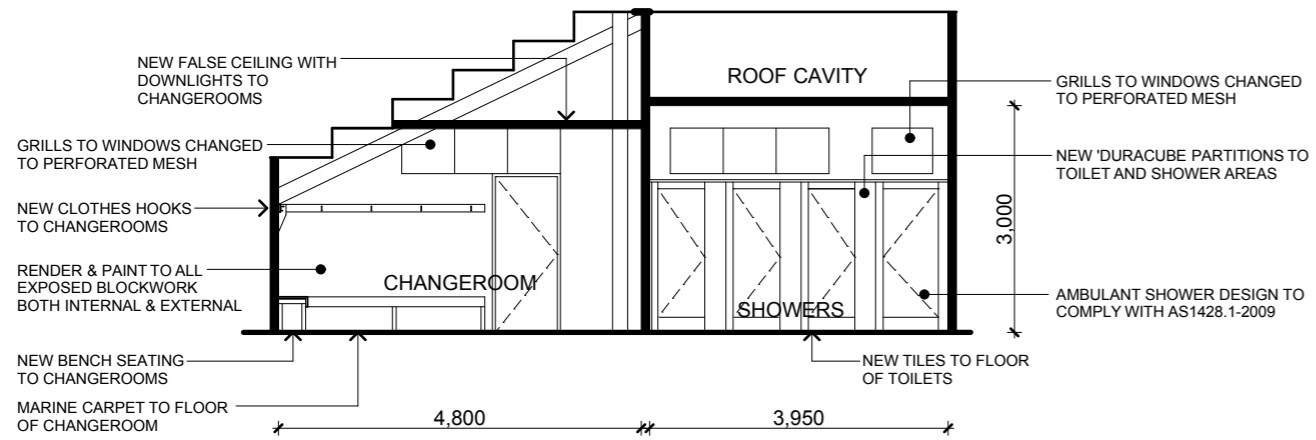
project
UPGRADE TO EXISTING
CHANGEROOMS AND AMENITIES
WITHIN EXISTING GRANDSTAND

site
LOT 1 DP 667736
McCULLOUGH STREET
COONAMBLE NSW 2829

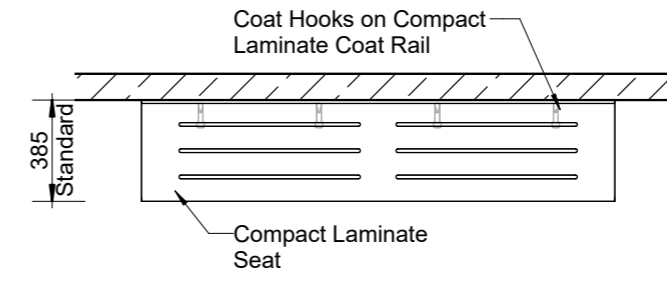
sheet reference
REFLECTIVE CEILING
PLAN

work to figured dimensions in preference to
scale. check dimensions and levels on job
prior to ordering materials and completion
of workshop drawings.

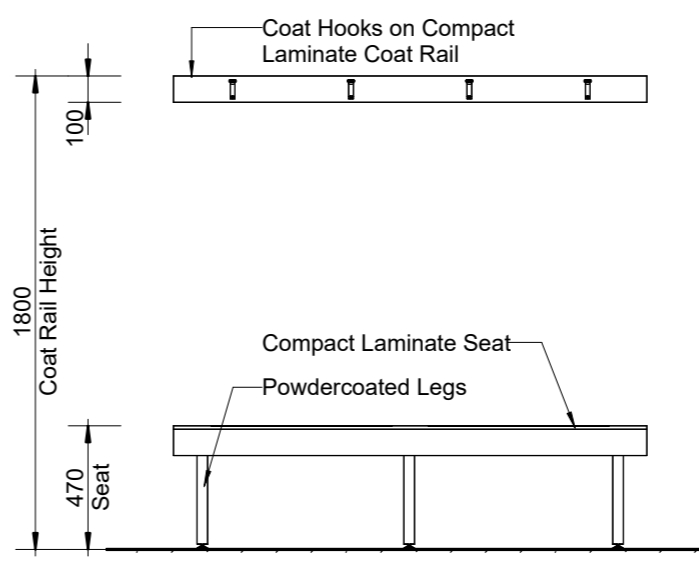
drawn	BCM	scale	1 : 100
file name	078_23	rev.	dwg no.
plot date	06.11.23		07



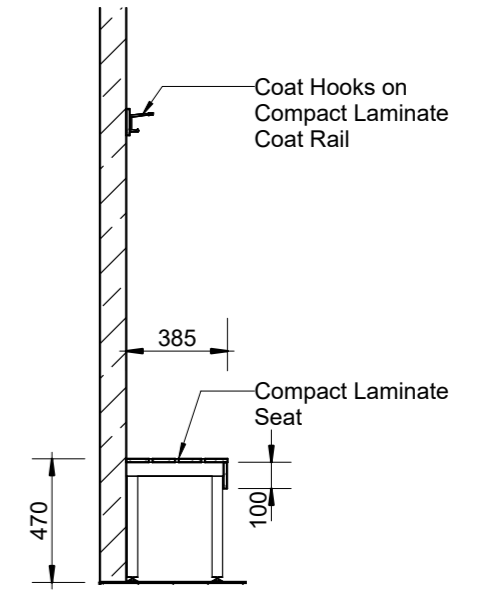
SECTION B - B



Plan

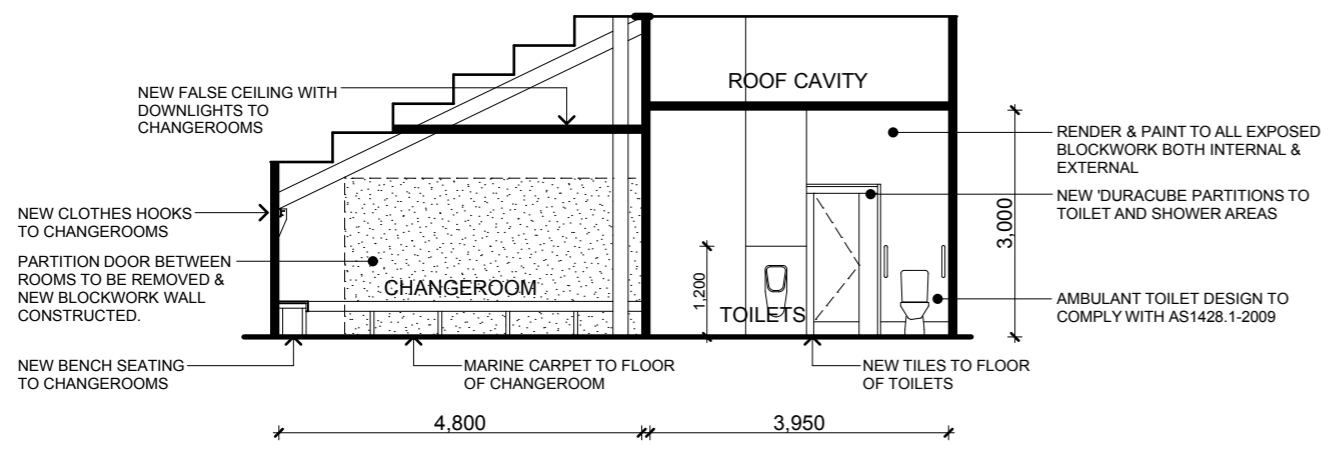


Elevation



Section

TYPICAL 'DURACUBE' BENCH SEATING WITH COAT RAIL DETAILS
N.T.S



SECTION A - A

client
COONAMBLE SPORTS GROUND

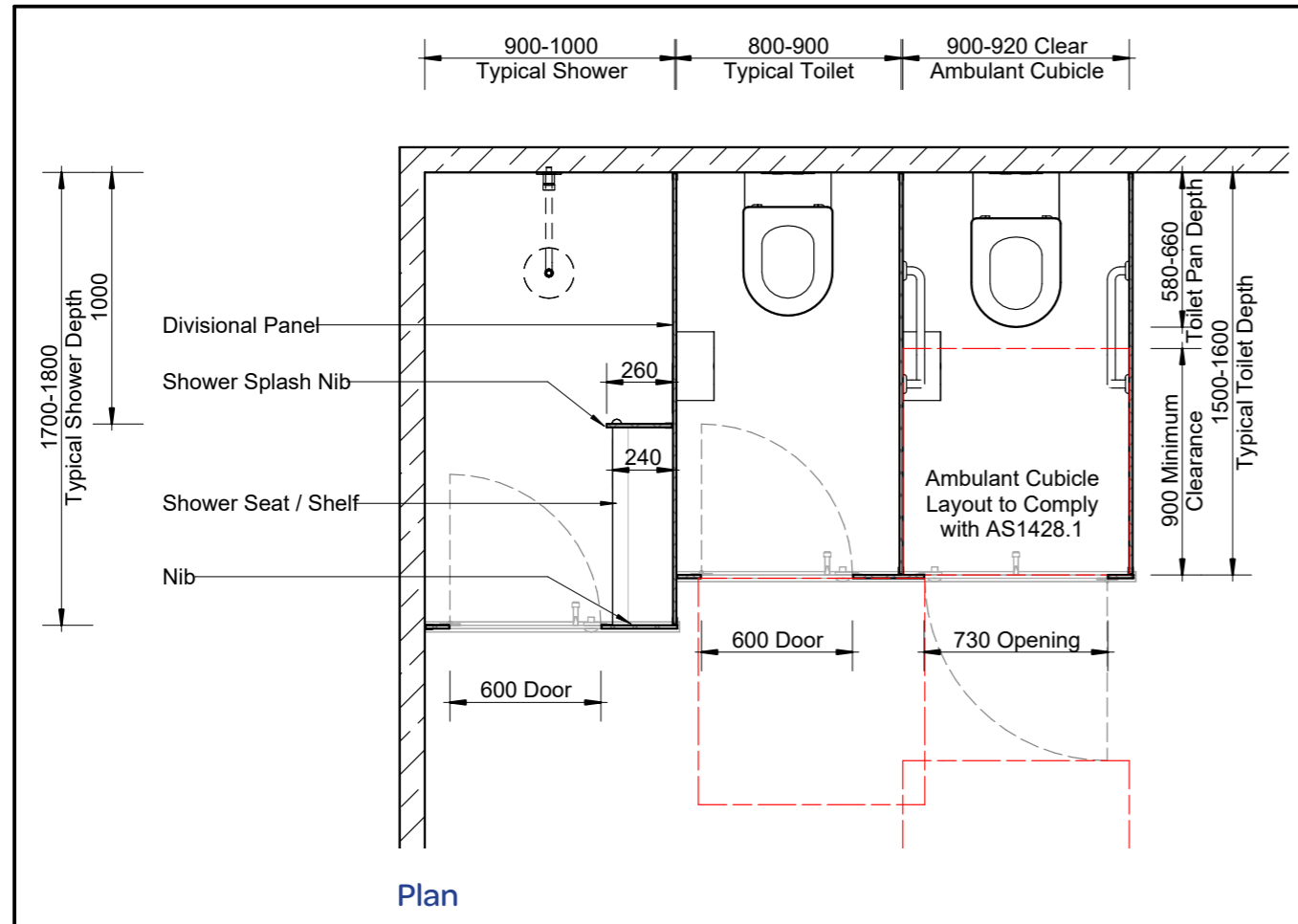
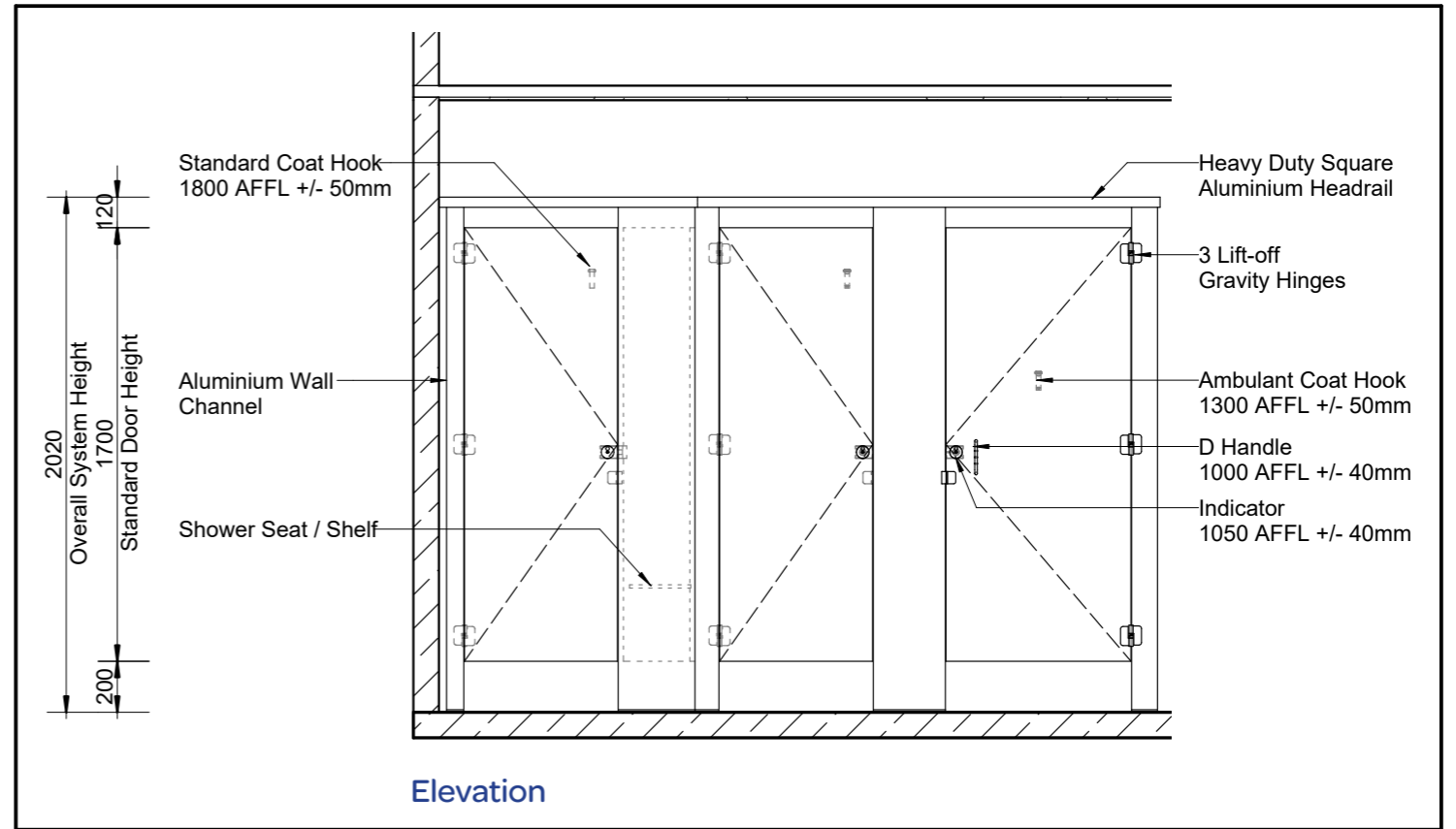
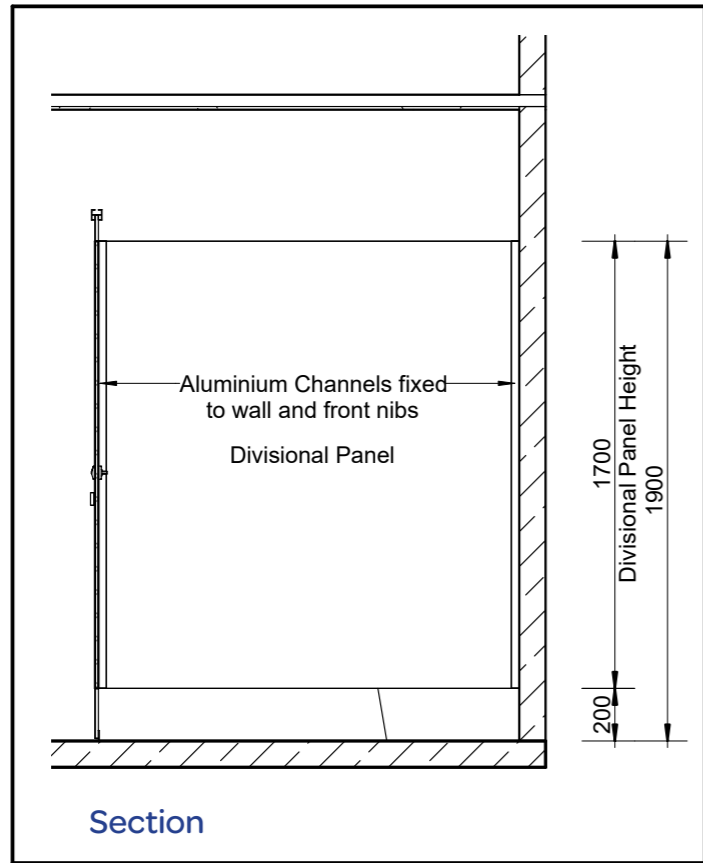
project
UPGRADE TO EXISTING CHANGEROOMS AND AMENITIES WITHIN EXISTING GRANDSTAND

site
LOT 1 DP 667736
McCULLOUGH STREET
COONAMBLE NSW 2829

sheet reference
SECTIONS & 'DURACUBE' BENCH SEATING & COAT RAIL DETAILS

work to figured dimensions in preference to scale. check dimensions and levels on job prior to ordering materials and completion of workshop drawings.

drawn	BCM	scale	1 : 100
file name	078_23	rev.	dwg no.
plot date	06.11.23		08



TYPICAL 'DURACUBE' PARTITION DETAILS N.T.S

client
COONAMBLE SPORTS GROUND

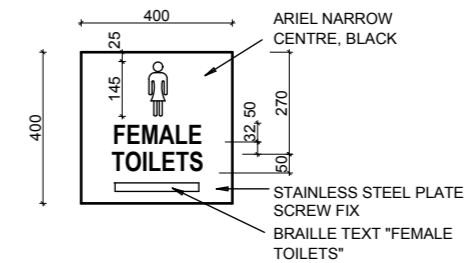
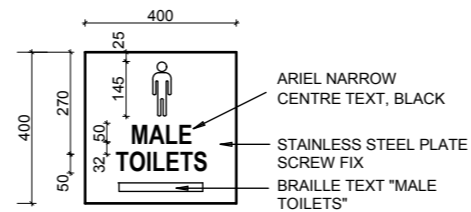
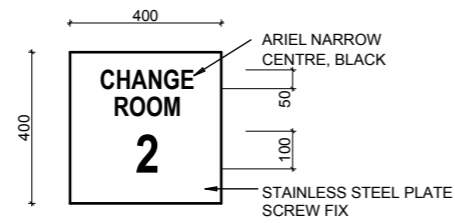
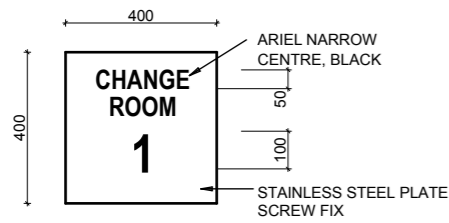
project
UPGRADE TO EXISTING
CHANGEROOMS AND AMENITIES
WITHIN EXISTING GRANDSTAND

site
LOT 1 DP 667736
McCULLOUGH STREET
COONAMBLE NSW 2829

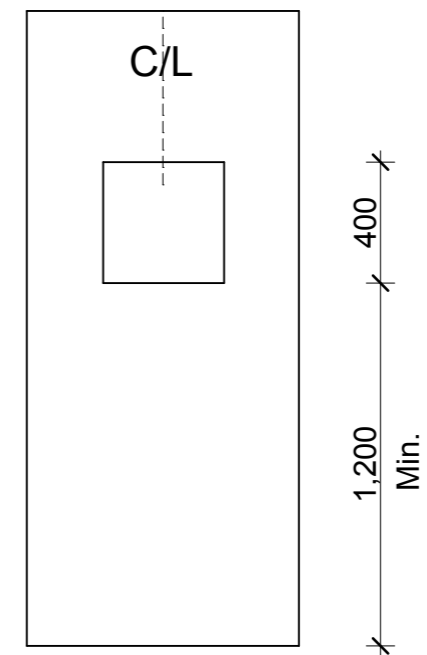
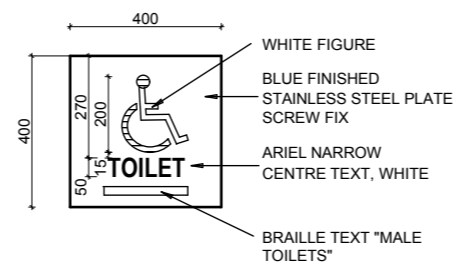
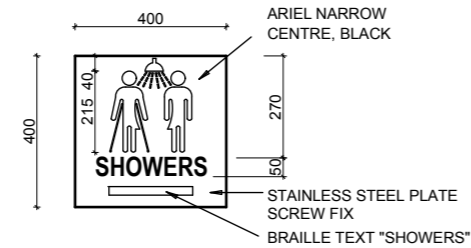
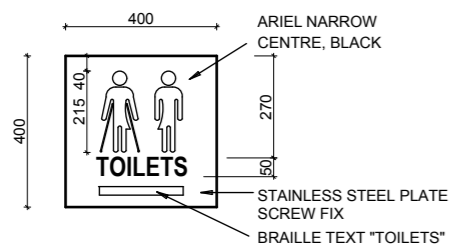
sheet reference
'DURACUBE' PARTITION DETAILS

work to figured dimensions in preference to
scale. check dimensions and levels on job
prior to ordering materials and completion
of workshop drawings.

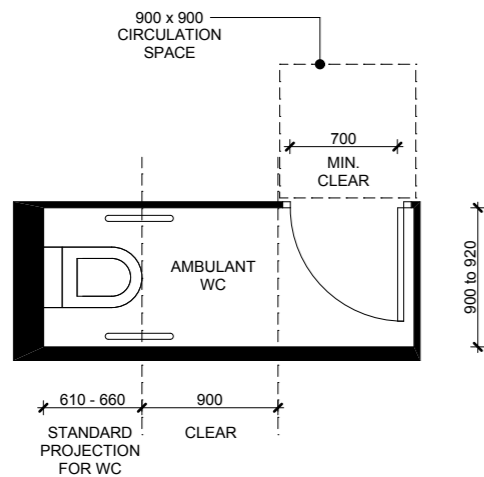
drawn	BCM	scale	N.T.S
file name	078_23	rev.	dwg no.
plot date	06.11.23		09



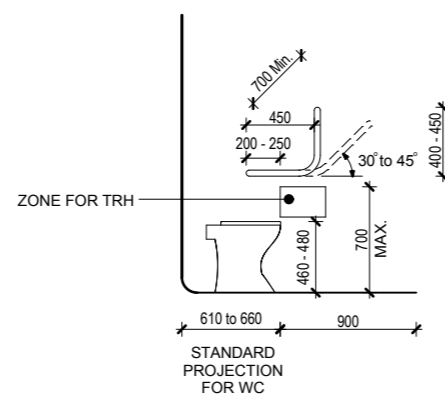
EXTERNAL DOOR OF CHANGEROOM
SCALE 1:20



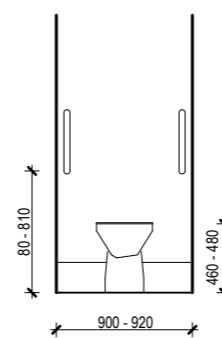
TYPICAL LOCATION OF
SIGNAGE ON DOOR SCALE
1:50



TYPICAL PLAN
AMBULANT WC



ELEVATION
AMBULANT WC



SECTION
AMBULANT WC

client
COONAMBLE SPORTS GROUND

project
UPGRADE TO EXISTING
CHANGEROOMS AND AMENITIES
WITHIN EXISTING GRANDSTAND

site
LOT 1 DP 667736
McCULLOUGH STREET
COONAMBLE NSW 2829

sheet reference
AMBULANT WC PLAN AND
ELEVATIONS & SIGNAGE

work to figured dimensions in preference to
scale. check dimensions and levels on job
prior to ordering materials and completion
of workshop drawings.

drawn	BCM	scale	1 : 20/50
file name	078_23	rev.	dwg no.
plot date	06.11.23		10