



ANNEXURES

**Ordinary Council Meeting
Under Separate Cover
Wednesday, 8 November 2023**

Table of Contents

10.6 Quarterly Budget Review - September 2023
Annexure 1 September 2023 Budget Review 4

10.8 Returns Disclosing Pecuniary Interest
Annexure 1 Pecuniary Interest Forms..... 35
Annexure 2 Related Party Forms..... 77

COONAMBLE
SHIRE COUNCIL

QUARTERLY
BUDGET REVIEW
SEPTEMBER 2023

**Coonamble Shire Council****Quarterly Budget Review
September 2023**

<i>Table of Contents</i>	<i>Page</i>
Report by the Responsible Accounting Officer	2 – 4
Cash and Investments Budget Review	5 – 6
Key Performance Indicators	7
Contracts & Consultancy Expenses	8-9
Coonamble Shire Budget Review Document	Attachment A

QUARTERLY BUDGET REVIEW TO 30 SEPTEMBER 2023**REPORT BY RESPONSIBLE ACCOUNTING OFFICER**

In accordance with the Local Government Act, 1993 and the provisions of section 203 of the Local Government (General) Regulation 2005, a budget review statement and revision of estimates must be completed and submitted to Council for formal adoption at the end of each financial quarter, excluding the quarter ending 30th June. This report must include details on the general financial position of Council and, if this position is regarded as unsatisfactory, recommendations for remedial action must be made.

Council commenced the 2023/24 financial year with the original operational budget surplus of \$6197,597. At the completion of the September 2023 review Council's estimated budgeted result for the 2023/24 Financial Year has as expected weakened to anticipated operational deficit of \$743,976. Conversely, Council's position after non-operating expenditure has been considered has improved slightly to a \$483,664 return of surplus working funds.

Council should note that the main contributing factor to the deterioration in the anticipated Operational Budget result is the accounting treatment for the prepaid portion of the 2023/24 Financial Assistance Grant (FAG). As these grant funds were received in the 2022/2023 financial year, in accordance with the current relevant accounting standards, they are required to be recognised as income in that financial year, being 2022/2023. Should the Federal Government continue the current practise of pre-paying a portion of this grant then this prepayment will be recognised in the 2023/24 financial year.

The other significant prepaid grant that Council received prior to the 30/06/2023, was funding for the Rural Local Roads Repair Program. For Council's information the prepaid portion of this grant was \$2,469,013.

As part of the process of preparing the September Budget Review for consideration by Council, management has included both the carry forwards and revotes from the 2022/23 financial year. These works are funded by a combination of Transfers from Council's Internal Reserves or Unspent Grant Funds and represent most of the budget adjustments carried out in this review.

As in the past with the preparation of budget reviews, where increases in expenditure have been identified, management has also identified potential savings in the budget to offset these increases. Some of these adjustments are as follows:

- General Purpose Revenue – (P.2) The income vote for the FAG - General Purpose Component, has been adjusted to reflect the level of anticipated income in accordance with the formal notification received by Council. Whilst the prepayment of the grant accounted for a reduction of \$2,839,655 this was offset in part by the additional allocation to Council of \$274,064.
- Corporate Services Leave Entitlements – (P.4) The expenditure vote for leave entitlements has been increased by \$290,590. It was identified as part of the September review that additional funds would be required to cover the projected expenditure for the 2023/24 financial year.

Coonamble Shire Council

QUARTERLY BUDGET REVIEW TO 30 SEPTEMBER 2023

- **Solid Waste Management Expenditure – (P.7)** An additional vote of \$140,000 has been added to Waste Depot Operations to ensure that Council has allocated sufficient funding to carry out the works required by the EPA.
- **Town Planning Expenses – (P.9)** An allocation of \$95,000 has been included to fund the development of a housing strategy for Coonamble Shire Council. This increase in expenditure is partially offset by an increase in the anticipated revenue from Development Application fees of \$25,000.
- **Swimming Pool Operations – (P.13)** Following Council's decision to operate the Coonamble Pool utilising contract services the expenditure votes have been adjusted to better reflect the anticipated levels of expenditure for the 2023/2024 financial year.
- **Regional Local Roads Repair Program – Roads - (P.15)** Following recent clarification on the preferred accounting treatment for expenditure under this grant funded program, the budgeted expenditure of \$2,469,013, for this program has been reallocated from Non-operational works (Capital) to operational.
- **Coonamble CBD Precinct Activation – (P.17)** Management has included an operational expenditure vote of \$120,000 to fund the development of a masterplan for the Coonamble CBD precinct.
- **Corporate Support Services – (P.19)** Non-Operational income has been increased by the inclusion of Transfer from Internal Reserves - Financial Assistance Grant for \$5,446,486. This figure represents the General-Purpose Component of the 2023/24 pre-payment.
- **Housing - Purchase of land - (P.19)** In accordance with Council resolution 2023/197, a budget of \$500,000 has been included in Council's non-operational budget for costs associated with the preliminary investigations and purchase of residential land. These costs have been funded by a transfer from Council Governance Reserve.

QUARTERLY BUDGET REVIEW TO 30 SEPTEMBER 2023

It is my opinion that the Quarterly Budget Review Statement for Coonamble Shire Council for the Quarter ended 30 September 2023 indicates that Council's financial position at 30 June 2024 to be satisfactory at year end, having regard to the projected estimates of income and expenditure and the original budgeted income and expenditure.

Bruce Quarmby
Responsible Accounting Officer

Coonamble Shire Council

QUARTERLY BUDGET REVIEW TO 30 SEPTEMBER 2023

Cash & Investments Budget Review Statement

Coonamble Shire Council

Budget review for the quarter ending 30 September 2023

Cash & Investments

	Original Balance 2023/24 (000's)	Budget 2023/24	Approved Changes		Projected Year end result 2023/24 (000's)	ACTUAL YTD (000's)
			Sept Review (000's)	REVISED Budget (000's)		
Total Cash and Investments	37,788	(16,045)	(3,929)	(19,974)	17,814	36,765
Externally Restricted						
Unexpended Specific Purpose Grants / Loans	9,817	(9,375)	2,168	(7,207)	2,610	9,437
Water Supplies	3,088	(702)	(230)	(932)	2,156	3,438
Sewerage Services	4,955	(800)	(90)	(890)	4,065	5,221
Domestic Waste Management	842	(473)	-	(473)	369	1,036
Total Externally Restricted	18,702	(11,350)	1,848	(9,502)	9,200	19,132
Internal Restrictions						
Total Internally Restricted (Table A)	19,041	(5,084)	(5,872)	(10,956)	8,085	14,786
Total Restricted	37,743	(16,434)	(4,024)	(20,458)	17,285	33,918
Unrestricted Cash	45	389	95	484	529	2,847

Notes :

External restrictions are funds that must be spent for a specific purpose and cannot be used by council for general operations

Internal restriction are funds that council has determined will be used for a specific future purpose

ORIGINAL Budget +/- changes in previous quarters = REVISED BUDGET

REVISED Budget +/- recommended changes this quarter = PROJECTED year end result

Investments

All investments have been placed in accordance Council's investment policies

Cash

The Bank reconciliation has been carried out and balanced as at the 30 September, 2023

Coonamble Shire Council

QUARTERLY BUDGET REVIEW TO 30 SEPTEMBER 2023

Table A - Internally restricted Assets

Council will note that the preparation and listing of Council's Internal Reserves has been amended to reflect the various functions of Council, this has been carried out in accordance with suggested best practise principles. A more detailed

	Original	Budget	Approved Changes		Projected	ACTUAL
	Balance		Sept	REVISSED	Year end	
	2023/24	2022/23	Review	Budget	result	YTD
	(000's)	(000's)	(000's)	(000's)	(000's)	(000's)
Internally restricted Assets						
Building and Premises	1,360	(664)	-	(664)	696	1,264
Community Development	126	-	-	-	126	117
Corporate	2,214	(529)	-	(529)	1,685	2,214
General	6,041	(368)	(5,272)	(5,640)	401	4,580
Housing & Community Services	117	(22)	-	(22)	95	117
Mines	1,661	101	-	101	1,762	1,694
Public	43	-	-	-	43	43
Recreation	256	(25)	(10)	(35)	221	246
Transport	6,431	(3,577)	(15)	(3,592)	2,839	4,219
Governance	792	-	(575)	(575)	217	292
Total Internally restricted	19,041	(5,084)	(5,872)	(10,956)	8,085	14,786

QUARTERLY BUDGET REVIEW TO 30 SEPTEMBER 2023

Key Performance Indicators

Coonamble Shire Council

Budget review for the quarter ending 30 September 2022

Key Performance Indicators

	Water Sep-23	Sewer Sep-23	General Sep-23
1. Debt Service Ratio			
Income from Continuing Operations excluding Capital Items & Specific Purpose Grants/Contributions	2,031	1,342	19,821
Debt Service Cost	=	=	=
	0.00%	0.00%	0.00%
2. Rates, Annual Charges, Interest & Extra Charges Outstanding Percentage			
Rates, Annual & Extra Charges Outstanding	784	833	4,588
Rates, Annual & Extra Charges Collectible	1,826	1,356	6,797
	=	=	=
	42.91%	61.40%	67.50%
3. Building & Infrastructure Renewals Ratio			
Asset Renewals	128	33	1,719
Depreciation, Amortisation & Impairment (Building & Infrastructure Assets)	387	309	4,845
	=	=	=
	33.07%	10.68%	35.48%

Coonamble Shire Council

QUARTERLY BUDGET REVIEW TO 30 SEPTEMBER 2023

Budget Review Contracts and Other Expenses

Part A - Contracts Listing

Coonamble Shire Council	
Budget review for the quarter ending 30 September 2023	

Contracts

Contractor	Contract Details & Purpose	Contract Value	Commencement Date	Duration of Contract	Budgeted (Y/N)
GCM Agencies	Supply and delivery of Padfoot Roller	\$ 196,350.00	12/07/2023	N/A	Y
Edraak Consulting	Delivery of Coonamble Youth Empowerment Project	\$ 989,680.00	28/08/2023	2 years	Y
Wheelhouse Concrete & Construction	Construction of concrete footpath	\$ 310,000.00	9/08/2023	N/a	Y
Wheelhouse Concrete & Construction	Construction of concrete footpath	\$ 310,000.00	9/08/2023	2 years	Y
Lee & Co Operations	Management & Supervision of Coonamble Public Pool	\$ 1,650,000.00	13/09/2023	1 years	Y

Explanatory Notes

1. Minimum reporting level is 1% of estimated income from continuing operations or \$50,000 whichever is the lesser.
2. Contracts listed are those entered into during the quarter and have yet to be fully performed, excluding contractors that are on Council's Preferred supplier list.
3. Contract for employment are not required to be included.
4. Where a contract for services etc. was not included in the budget, an explanation will be included in the budget review commentary.

Coonamble Shire Council

QUARTERLY BUDGET REVIEW TO 30 SEPTEMBER 2023

Budget Review Contracts and Other Expenses

Part B - Consultancy and Legal expenses

Coonamble Shire Council

Budget review for the quarter ending 30 September 2023

Consultancy and Legal Expenses

Expense	Expenditure YTD \$	Budgeted (Y/N)
Consultancies	\$ 25,456.00	Yes
Legal Fee's	\$ 9,140.00	Yes

Definition of consultant:

A consultant is a person or organisation engaged under contract on a temporary basis to provide recommendations or high level specialist/ professional advice to assist decision making by management. Generally it is the advisory nature of the work that differentiates a consultant from other contractors

Note

Where any expenses for consultancy or Legal fees (including Code of Conduct expenses) have not been budgeted for an explanation will be provided in the budget review comentary

Coonamble Shire Council

COONAMBLE SHIRE COUNCIL BUDGET REVIEW SUMMARY- 30 SEPTEMBER 2023

Operational Plan Budget Summary	Operational Expenditure				Operational Revenues				Budget Summary Total			
	Original Budget 2023/24	Sept Review	Revised Budget 2023/24	Actual YTD 2023/24	Original Budget 2023/24	Sept Review	Revised Budget 2023/24	Actual YTD 2023/24	Original Budget	Sept Review	Revised Budget	Actual YTD
Functions of Council												
Administration & Governance	6,511,911	369,724	6,881,635	1,404,411	10,119,678	(2,837,733)	7,281,945	5,666,196	3,607,767	(3,207,457)	400,310	4,261,786
Public Order & Safety	1,375,606	11,080	1,386,686	67,778	868,098	11,000	879,098	14,079	(507,508)	(80)	(507,588)	(53,698)
Health	385,426	78,000	463,426	186,108	3,486	20,000	23,486	3,843	(381,940)	(58,000)	(439,940)	(182,265)
Environment	1,589,873	155,036	1,744,909	186,108	605,288	310	605,598	599,414	(984,585)	(154,726)	(1,139,311)	413,306
Community Services & Education	540,137	469,446	1,009,583	74,203	136,742	449,355	586,097	45,360	(403,395)	(20,091)	(423,486)	(28,843)
Housing & Comm. Amenities	685,831	117,730	803,561	192,176	278,747	25,000	303,747	74,211	(407,084)	(92,730)	(499,814)	(117,965)
Water Supplies	1,986,050	87	1,986,137	510,997	2,159,665	4,920	2,164,585	954,374	173,615	4,833	178,448	443,377
Sewerage Services	1,098,259	0	1,098,259	224,051	1,353,157	0	1,353,157	994,145	254,898	0	254,898	770,094
Recreation & Culture	2,522,567	50,703	2,573,270	674,410	127,845	2,500	130,345	17,646	(2,394,722)	(48,203)	(2,442,925)	(656,764)
Mining, Manufacturing & Const.	2,821,350	0	2,821,350	1,279,461	2,950,640	0	2,950,640	779,518	129,290	0	129,290	(499,943)
Transport & Communication	11,377,275	2,588,149	13,965,424	2,357,370	19,607,731	(639,785)	18,967,946	2,141,989	8,230,456	(3,227,934)	5,002,522	(215,381)
Economic Services	1,449,279	120,685	1,569,964	307,596	330,083	(16,500)	313,583	68,788	(1,119,196)	(137,185)	(1,256,381)	(238,808)
All Funds Operating Totals	32,343,564	3,960,640	36,304,204	7,464,668	38,541,160	(2,980,933)	35,560,227	11,359,563	6,197,597	(6,941,573)	(743,976)	3,894,895
Budget Summary									Original Estimate 2023/2024	September Review	Revised Budget 2023/2024	Actual YTD Result
Operating Result									6,197,597	(6,941,573)	(743,976)	3,894,895
Add Back Non Cash Items:												
Depreciation									6,618,085	0	6,618,085	1,649,454
Provision for Bad and Doubtful Debts												
Amount Available for Non Operating Items									12,815,682	(6,941,573)	5,874,109	5,544,349
Non Operating Result (By Fund and Type)												
General Fund												
Non Operating Income									30,113,018	10,226,377	40,339,395	4,125,761
Loan Repayment									46,203	0	46,203	0
Capital Expenditure									42,544,136	3,139,501	45,683,637	5,853,413
General Fund Total									12,477,321	(7,086,876)	5,390,445	1,727,652
Water Fund												
Non Operating Income									6,078,354	90,000	6,407,067	117,757
Loan Repayments									0	0	0	0
Capital Expenditure									6,027,750	379,317	6,407,067	128,678
Water Fund Total									(50,604)	289,317	0	10,921
Sewerage Fund												
Non Operating Income									1,500,000	90,000	1,590,000	32,615
Loan Repayments									0	0	0	0
Capital Expenditure									1,500,000	90,000	1,590,000	32,615
Sewerage Fund Total									0	0	0	0
Total Non Operating Expenditure									12,426,717	(6,797,559)	5,390,445	1,738,573
Position after Non Operating Expenditure									388,965	(144,014)	483,664	3,805,775

EXPENDITURE	ORIGINAL	Sept	Total	REVISED	ACTUAL	Remaining	%	INCOME	ORIGINAL	Sept	Total	REVISED	ACTUAL	Remaining	%	
	BUDGET								BUDGET							BUDGET
	2023/24	Review	Budget	Budget	YTD	Budget	EXPEND		2023/24	Review	Budget	Budget	YTD	Budget	EXPEND	
ADMINISTRATION																
General Purpose Revenues								General Purpose Revenues								
								Ordinary Rates - Farmland	4,179,300	1,933	1,933	4,181,233	4,181,233	0	100	
								Ordinary Rates - Residential	676,748	(11)	(11)	676,737	676,737	0	100	
								Ordinary Rates - Business	210,176	0	0	210,176	210,176	0	100	
								Ordinary Rates - Small Rural Holdings	165,143	0	0	165,143	165,143	0	100	
								Ordinary Rates - Rural Residential	80,837	0	0	80,837	80,837	0	100	
								Ordinary Rates - Villages	63,240	0	0	63,240	63,240	0	100	
								Pensioner Rates Abandoned	(68,900)	0	0	(68,900)	(39,520)	(29,380)	57	
								Extra Charges on Ordinary Rates	25,718	0	0	25,718	12,029	13,689	47	
								Grants Op (State)-Pens Rates Subsidy	38,740	0	0	38,740	21,735	17,005	56	
								Financial Assistance Grant - General Component	3,113,719	(2,839,655)	(2,839,655)	274,064	68,516	205,548	25	
General Purpose Revenues Total	0	0	0	0	0	0	0	General Purpose Revenues Total	8,484,721	(2,837,733)	(2,837,733)	5,646,988	5,440,126	206,862	96	
Governance								Civic Activities								
Civic Activities								Other Grants - Australia Day Grant	20,000	0	0	20,000	0	20,000	0	
Other Civic Expenses - Australia Day	20,000	0	0	20,000	0	20,000	0									
Other Civic Expenses - Christmas Carnival	17,000	0	0	17,000	364	16,636	2									
Other Civic Expenses - Anzac Day	3,000	0	0	3,000	0	3,000	0									
Other Civic Expenses - Flags and Banners	2,000	1,702	1,702	3,702	3,702	0	100									
Contributions and Donations																
- Mayoral Donation Allocation	5,000	0	0	5,000	610	4,390	12									
- Sponsorship - Coonamble Show Society	5,000	0	0	5,000	0	5,000	0									
- Sponsorship - Fishers Ghost	3,000	0	0	3,000	0	3,000	0									
- Sponsorship - Coonamble Rodeo Assoc.	12,000	0	0	12,000	0	12,000	0									
- Coonamble CWA Rates	1,100	0	0	1,100	0	1,100	0									
-Sponsorship - Coonamble Greyhounds	3,000	0	0	3,000	0	3,000	0									
-Sponsorship - Coonamble Challenge	2,000	0	0	2,000	0	2,000	0									
-Pre-approved minor donations	1,500	0	0	1,500	0	1,500	0									
- Unallocated Donations	43,500	0	0	43,500	10,000	33,500	23									
Councillors & Governance								Mayor Lease Back Vehicle Income	2,745	0	0	2,745	661	2,084	24	
Councillors Training Expenses	13,500	0	0	13,500	71	13,429	1									
Governance - Other - Webcasting	2,000	0	0	2,000	160	1,840	8									
Mayoral Fees	22,794	0	0	22,794	5,643	17,151	25									
Mayoral Travel & Subsistence Exps	1,000	0	0	1,000	0	1,000	0									
Councillors Fees	108,110	0	0	108,110	25,646	82,464	24									
Cncils Travel & Subsistence Exps	8,473	0	0	8,473	1,268	7,205	15									
Delegates Expenses - GST	14,280	0	0	14,280	0	14,280	0									
Delegates Expenses - NO GST	2,410	0	0	2,410	312	2,098	13									
Subscriptions & Membership Exps	26,132	0	0	26,132	0	26,132	0									
Membership fee - FWJO	12,000	0	0	12,000	0	12,000	0									
Governance - Contract Services	20,000	0	0	20,000	1,191	18,809	6									
Governance Total =	348,799	1,702	1,702	350,501	48,966	301,535	14	Governance Total =	22,745	0	0	22,745	661	22,084	3	
Corporate Services Support								Corporate Services Support								
Corp Services Salaries & Allowances	2,315,550	0	0	2,315,550	427,940	1,887,610	18	Certificates - Sec 603	11,491	0	0	11,491	4,043	7,448	35	
Misc Costs - Corporate Support Staff - Housing	34,840	0	0	34,840	5,040	29,800	14	Sundry Sales & Services	6,500	0	0	6,500	1,266	5,234	19	
Staff Travelling Expenses	41,000	0	0	41,000	12,482	28,518	30	Training Cost Contributions	13,256	0	0	13,256	0	13,256	0	
Staff Development - Other	35,000	0	0	35,000	645	34,355	2	Legal Costs Recovered	64,223	0	0	64,223	3,904	60,319	6	
Bank Fees & Charges	20,681	0	0	20,681	6,837	13,844	33									
Administration Legal Expenses	186,624	0	0	186,624	5,804	180,820	3									
Legal Expenses - Code of Conduct	40,000	0	0	40,000	3,336	36,664	8									
Admin Telephone & Comms Charges	23,926	0	0	23,926	4,359	19,567	18									
Administration - Rates & Charges	3,020	0	0	3,020	2,787	233	92									
Misc. Administration Expenses GST	38,934	0	0	38,934	7,124	31,810	18									
Advertising Expenses	18,360	0	0	18,360	2,061	16,299	11									
Printing & Stationery	32,000	0	0	32,000	6,893	25,107	22									
Postage Charges	22,690	0	0	22,690	4,097	18,593	18									
Admin Subscriptions & Membership	31,100	0	0	31,100	20,540	10,560	66									
Valuation Fees	32,437	0	0	32,437	0	32,437	0									

EXPENDITURE	ORIGINAL BUDGET 2023/24	Sept Review	Total Budget Changes	REVISED Budget	ACTUAL YTD	Remaining Budget	% EXPEND	INCOME	ORIGINAL BUDGET 2023/24	Sept Review	Total Budget Changes	REVISED Budget	ACTUAL YTD	Remaining Budget	% EXPEND
ADMINISTRATION															
Corporate Services Support - cont								Corporate Services Support - cont							
External Audit Fees	68,500	0	0	68,500	0	68,500	0								
Internal Audit Costs	87,480	0	0	87,480	0	87,480	0								
Other Admin - Contract Services	180,000	0	0	180,000	31,499	148,501	17								
Procurement Guided Buying	50,000	0	0	50,000	0	50,000	0								
Bad & Doubtful Debts Expense	50,000	0	0	50,000	0	50,000	0								
Insurance								Insurance							
Administration Insurance Premiums	265,605	0	0	265,605	264,126	1,479	99	Administration Sundry Income	40,231	0	0	40,231	1,067	39,164	3
Administration Buildings & Grounds								Administration Buildings & Grounds							
Council Offices Insurances	38,237	1,812	1,812	40,049	40,048	0	100								
Council Offices Electricity	15,854		0	15,854	1,241	14,613	8								
Council Offices Repairs & Mntce	65,792		0	65,792	10,202	55,590	16								
Information Technology								Information Technology							
IT - Office Equipment Maintenance	27,138	0	0	27,138	15,455	11,683	57								
IT - Cyber security	22,743	0	0	22,743	0	22,743	0								
IT - Contract Services	2,000	0	0	2,000	0	2,000	0								
IT - Software Licences & Renewals	115,200	0	0	115,200	13,614	101,586	12								
IT - Wireless Hotspot Expenses	800	0	0	800	0	800	0								
IT - Website Expenses	2,900	0	0	2,900	228	2,672	8								
Asset Management															
Asset Management Salaries	483,678	0	0	483,678	71,755	411,923	15								
Asset - Subs & Membership	7,500	0	0	7,500	0	7,500	0								
Asset Management Improvement Program	117,000	75,000	75,000	192,000	189,976	2,024	99								
Asset - Misc Expenses	10,000	0	0	10,000	0	10,000	0								
GIS General Expenses	10,000	0	0	10,000	0	10,000	0								
Interest								Interest							
Interest Expenses	23,518	0	0	23,518	0	23,518	0	Interest on Investments	1,035,840	0	0	1,035,840	172,515	863,325	17
Interest on Overdraft	510	0	0	510	0	510	0								
Corporate Support Total =	4,520,617	76,812	76,812	4,597,429	1,148,090	3,449,339	25	Corporate Support Total =	1,171,541	0	0	1,171,541	182,795	988,746	16
Engineering Technical Support								Engineering Technical Support							
Engineering Staff Salaries	915,726	0	0	915,726	120,572	795,154	13								
Engineering Housing Subsidy	31,200	0	0	31,200	10,172	21,028	33								
Engineering Staff Travel Expenses	56,473	0	0	56,473	18,584	37,889	33								
Eng Supervision Telephone Expenses	3,702	0	0	3,702	636	3,066	17								
Engineering Printing & Stationery	12,750	0	0	12,750	2,276	10,474	18								
Engineering Office Sundry Expenses	5,100	0	0	5,100	1,731	3,369	34								
Engineering Equipment Mntce	10,200	0	0	10,200	2,120	8,080	21								
Engineering Subs & Memberships	37,740	0	0	37,740	4,004	33,736	11								
Engineering - Contract Services	289,960	0	0	289,960	49,506	240,454	17	Flood Damage Income	289,960	0	0	289,960	30,070	259,890	10
Software Licences & Renewals	20,514	0	0	20,514	6,237	14,277	30								

EXPENDITURE	ORIGINAL	Sept	Total	REVISED	ACTUAL	Remaining	%	INCOME	ORIGINAL	Sept	Total	REVISED	ACTUAL	Remaining	%	
	BUDGET								BUDGET							BUDGET
	2023/24	Review	Budget	Budget	YTD	Budget	EXPEND		2023/24	Review	Budget	Budget	YTD	Budget	EXPEND	
ADMINISTRATION																
Stores & Depot Operations								Stores & Depot Operations								
Storekeeper Salaries and Wages	230,266	0	0	230,266	17,324	212,942	8	Sale of Surplus Materials	4,000	0	0	4,000	0	4,000	0	
Depot Insurances	13,023	620	620	13,643	13,643	0	100									
Depot Electricity Charges	10,607	0	0	10,607	182	10,425	2									
Depot Telephone & Comms Charges	2,475	0	0	2,475	473	2,002	19									
Depot Rates & User Charges	5,105	0	0	5,105	3,047	2,058	60									
Depot Sundry Expenses	14,500	0	0	14,500	726	13,775	5									
Depot Operating Expenses	27,500	0	0	27,500	4,352	23,148	16									
Depot Maintenance Expenses	43,455	0	0	43,455	18,624	24,831	43									
Depot Cleaning Expenses	10,000	0	0	10,000	2,216	7,784	22									
Depot Stores Unaccounted for	2,000	0	0	2,000	0	2,000	0									
Engineering & Works Total =	1,742,296	620	620	1,742,916	276,423	1,466,493	16	Engineering & Works Total =	293,960	0	0	293,960	30,070	263,890	10	
Clearing Accounts								Workforce Operations								
Workforce Operations								Grants Operating - Staff Traineeship	6,000	0	0	6,000	0	6,000	0	
Corp Services Leave Entitlements	804,658	290,590	290,590	1,155,248	172,628	982,620	15	Contributions to Functions	100	0	0	100	0	100	0	
Corp Services Public Holidays	304,615	0	0	304,615	15,781	288,834	5	Employee Vehicle - Lease Back Income	25,221	0	0	25,221	3,439	21,782	14	
Other Miscellaneous Staff Exps	132,063	0	0	132,063	19,251	112,812	15	Sundry Income - Jury Service	750	0	0	750	0	750	0	
Employee Superannuation	876,463	0	0	876,463	182,736	693,727	21									
Fringe Benefits Tax	35,000	0	0	35,000	1,788	33,212	5									
Staff Training & Development - GST	150,468	0	0	150,468	47,172	103,296	31									
Staff Recruitment Expenses	157,500	0	0	157,500	42,161	115,339	27									
General Safety Expenses	39,250	0	0	39,250	7,748	31,502	20									
Workers Compensation Insurance	330,126	0	0	330,126	79,741	250,385	24									
Extra Clerical Assistance	5,000	0	0	5,000	0	5,000	0									
Advertising - HR	70,000	0	0	70,000	11,062	58,938	16									
Printing and Stationery - HR	4,500	0	0	4,500	221	4,279	5									
Subscriptions and Memberships - HR	14,523	0	0	14,523	0	14,523	0									
Salaries & Allowances NEI	470,641	0	0	470,641	111,894	358,747	24									
WHS Other Expenses	170,285	0	0	170,285	44,419	125,866	26									
Organisational Change Costs	50,000	0	0	50,000	0	50,000	0									
Less - Contributions from Works								Employment Overheads Total =	32,071	0	0	32,071	3,439	28,632	11	
Oncost Recoveries	(3,485,225)	0	0	(3,485,225)	(691,745)	(2,793,480)	20									
Training Contributions	(51,090)	0	0	(51,090)	(12,773)	(38,318)	25									
Plant Operations								Plant Operations								
Plant Running Expenses	1,817,515	0	0	1,817,515	610,621	1,206,894	34	Diesel Fuel Rebate Tax Credits	110,205	0	0	110,205	8,505	101,700	8	
Plant Hire Income Charged to Works	(3,147,995)	0	0	(3,147,995)	(979,614)	(2,168,381)	31	Sundry Plant Income	1,935	0	0	1,935	600	1,335	31	
Small Plant & Tools Expenses	21,930	0	0	21,930	2,630	19,300	12									
								Private Works Sundry Income	2,500	0	0	2,500	0	2,500	0	
Workshop Operations								Plant Running Expenses Total	114,640	0	0	114,640	9,105	105,535	8	
Workshop Salaries and Wages	24,260	0	0	24,260	5,983	18,277	25									
Workshop Other Expenses	20,000	0	0	20,000	2,798	17,202	14									
Administration - Depreciation								Profit/Loss on Sale Total	0	0	0	0	0	0	0	
Depn - Admin Vehicles	34,095	0	0	34,095	8,524	25,571	25	ADMINISTRATION TOTAL	10,119,678	(2,837,733)	(2,837,733)	7,281,945	5,666,196	1,615,749	78	
Depn - Admin Office Equipment	47,239	0	0	47,239	11,810	35,429	25									
Depn - Admin Buildings Specialised	22,890	0	0	22,890	5,723	17,168	25									
Depn - Engineering Vehicles	877,269	0	0	877,269	219,317	657,952	25									
Depn - Depot Buildings	43,031	0	0	43,031	10,758	32,273	25									
Depn - Depot Other Structures	1,188	0	0	1,188	297	891	25									

EXPENDITURE	ORIGINAL	Total		REVISED	ACTUAL	Remaining	%	INCOME	ORIGINAL	Total		REVISED	ACTUAL	Remaining	%
	BUDGET	Sept	Budget						BUDGET	Sept	Budget				
	2023/24	Review	Changes	Budget	YTD	Budget	EXPEND		2023/24	Review	Changes	Budget	YTD	Budget	EXPEND
PUBLIC ORDER & SAFETY															
Fire Services								Fire Services							
Cont. to Fire Board	27,857	0	0	27,857	0	27,857	0								
Rural Fire Services															
Coonamble Contributions (Zone)	169,230	0	0	169,230	0	169,230	0	Other Revenue - Member Contributions	535,898	0	0	535,898	0	535,898	0
Other Member Contributions	535,898	0	0	535,898	0	535,898	0	RFFF Hazard Reduction works	319,500	0	0	319,500	6,218	313,282	2
RFS Non Reimbursables	28,820	0	0	28,820	16,004	12,816	56	Fire Protection Total =	855,398	0	0	855,398	6,218	849,180	1
RFFF Hazard Reduction works	319,500	0	0	319,500	6,218	313,282	2								
Fire Protection Total =	1,081,305	0	0	1,081,305	22,222	1,059,083	2								
Emergency Services								Emergency Services							
Contributions to Emergency Services	17,890	0	0	17,890	0	17,890	0								
SES Operating Expenses	17,851	0	0	17,851	10,881	6,970	61	Emergency Services Total =	0	0	0	0	0	0	0
SES Building Expenses	10,000	0	0	10,000	1,599	8,401	16								
Emergency Services Total =	45,741	0	0	45,741	12,480	33,261	27								
Animal Control Services								Animal Control Services							
Animal Control Ranger Salaries	63,845	11,000	11,000	74,845	0	74,845	0	Animal Regulatory Fees & Fines	10,700	5,000	5,000	15,700	4,232	11,468	27
Animal Control Telephone Expenses	880	0	0	880	189	691	21	Impounding Fees & Charges	1,500	6,000	6,000	7,500	3,438	4,062	46
Other Animal General Expenses	23,315	0	0	23,315	30	23,285	0	Animal Control - Sundry Sales	500	0	0	500	191	309	38
Impounding & Pound Expenses	60,000	0	0	60,000	11,372	48,628	19	Animal Control Total =	12,700	11,000	11,000	23,700	7,861	15,839	33
Desexing program	10,000	0	0	10,000	0	10,000	0								
Animal Welfare Program	6,500	0	0	6,500	605	5,895	9								
Animal Control Total =	164,540	11,000	11,000	175,540	12,197	163,343	7								
Other Public Order & Safety								Other Public Order & Safety							
Security Cameras Insurance	1,502	80	80	1,582	1,582	0	100								
Security Camera Electricity Charges	728	0	0	728	329	399	45	Other Public Order & Safety	0	0	0	0	0	0	0
Security Cameras Repairs & Mntce	8,000	0	0	8,000	520	7,480	7								
Other Public Order & Safety	10,230	80	80	10,310	2,431	7,879	24								
Public Order & Safety - Depreciation								Public Order & Safety - Depreciation							
Depn - Plant & Equipment	2,090	0	0	2,090	523	1,568	25	PUBLIC ORDER & SAFETY TOTAL	868,098	11,000	11,000	879,098	14,079	865,019	2
Depn - Buildings Specialised	71,700	0	0	71,700	17,925	53,775	25								
Public Order & Safety - Depreciation	73,790	0	0	73,790	18,448	55,343	25								
PUBLIC ORDER & SAFETY TOTAL	1,375,606	11,080	11,080	1,386,686	67,778	1,318,908	5								

EXPENDITURE	ORIGINAL	Sept	Total	REVISD	ACTUAL	Remaining	%	INCOME	ORIGINAL	Sept	Total	REVISD	ACTUAL	Remaining	%
	BUDGET		Budget						Budget		BUDGET				
	2023/24	Review	Changes	Budget	YTD	Budget	EXPEND		2023/24	Review	Changes	Budget	YTD	Budget	EXPEND
HEALTH SERVICES															
Health Administration								Health Administration							
Health Salaries & Allowances	283,755	0	0	283,755	56,326	227,429	20	Health Licences & Inspection Fees	3,486	2,000	2,000	5,486	3,843	1,643	70
Housing Subsidy - Health	10,400	0	0	10,400	0	10,400	0								
Health Staff Travelling Expenses	10,200	0	0	10,200	3,541	6,659	35								
Health Sundry Expenses	10,200	0	0	10,200	11,460	(1,260)	112								
Health Services Contract Staff	70,871	60,000	60,000	130,871	32,083	98,788	25								
Grant Program - Mosquito Man Plan	0	18,000	18,000	18,000	0	18,000	0	Mosquito Management Plan - Grant	0	18,000	18,000	18,000	0	18,000	0
Admin. & Inspection Total	385,426	78,000	78,000	463,426	103,410	360,016	22	Admin. & Inspection Total	3,486	20,000	20,000	23,486	3,843	19,643	16
Health Services Depreciation															
Health Depreciation Total =	0	0	0	0	0	0	0	Health Depreciation Total =	0	0	0	0	0	0	0
HEALTH TOTAL	385,426	78,000	78,000	463,426	103,410	360,016	22	HEALTH TOTAL	3,486	20,000	20,000	23,486	3,843	19,643	16

EXPENDITURE	ORIGINAL	Total		REVISD	ACTUAL	Remaining	%	INCOME	ORIGINAL	Total		REVISD	ACTUAL	Remaining	%
	BUDGET	Sept	Budget						Budget	BUDGET	Sept				
	2023/24	Review	Changes	Budget	YTD	Budget	EXPEND		2023/24	Review	Changes	Budget	YTD	Budget	EXPEND
ENVIRONMENT															
Noxious Plants & Animals															
Contributions and Donations - CMCC	118,174	0	0	118,174	0	118,174	0	Noxious Plants & Animals							
Noxious Plants - Control Expenses	6,420	0	0	6,420	954	5,466	15								
Pest Control Expenses	12,830	0	0	12,830	5,031	7,799	39								
Admin. & Inspection Total	137,424	0	0	137,424	5,985	131,439	4	Admin. & Inspection Total	0	0	0	0	0	0	0
Other Environmental Services								Other Environmental Services							
Environmental - Other Expenses	3,605	0	0	3,605	0	3,605	0								
Subs & Membership- Environ Services	2,884	0	0	2,884	0	2,884	0								
Flood Mitigation								FLOOD MITIGATION							
Levee Banks Maintenance Expenses	60,000	0	0	60,000	0	60,000	0								
Flood Mitigation - Contract Services	5,000	0	0	5,000	0	5,000	0								
Other Environmental Protection Total =	71,489	0	0	71,489	0	71,489	0	Environmental Protection Total =	0	0	0	0	0	0	0
Solid Waste Management - Collection								SOLID WASTE MANAGEMENT							
Contractors Solid Waste Collections	150,280	0	0	150,280	0	150,280	0	Domestic Waste Annual Charges	604,890	310	310	605,200	605,200	0	100
Bulk Waste - Kerbside Collection	75,000	0	0	75,000	0	75,000	0	DWM Extra Charges	6,996	0	0	6,996	3,368	3,628	48
								Less: Pension Write Off	(27,220)	0	0	(27,220)	(23,700)	(3,520)	87
								Pensioner Subsidy	15,122	0	0	15,122	13,034	2,088	86
Solid Waste Management - Disposal								Solid Waste Management - Disposal							
Waste Facility (Tip) Insurance	2,600	36	36	2,636	2,636	0	100	Sale of new household bins	5,000	0	0	5,000	1,512	3,488	30
Electricity - Waste Depot	1,200	0	0	1,200	207	993	17								
Telephone & Comms - Waste Depot	600	0	0	600	41	559	7								
Waste Depots - Rates & Charges	530	0	0	530	432	98	81								
General Expenses - Waste Disposal	122,470	0	0	122,470	13,741	108,729	11								
Contractors - Waste Depot Operations	462,020	140,000	140,000	602,020	33,478	568,542	6								
Waste Buildings Maintenance	10,000	15,000	15,000	25,000	0	25,000	0								
Clean up of Old Tip Facility - Coonamble	60,000	0	0	60,000	0	60,000	0								
Garbage Disposal Total =	884,700	155,036	155,036	1,039,736	50,535	989,201	5	Garbage Disposal Total =	604,788	310	310	605,098	599,414	5,684	99
Street Cleaning								Street Cleaning							
General Expenses - Street Cleaning	293,715	0	0	293,715	83,952	209,763	29								
Street Cleaning Total =	293,715	0	0	293,715	83,952	209,763	29	Street Cleaning Total =	0	0	0	0	0	0	0
STORMWATER / URBAN DRAINAGE								STORMWATER / URBAN DRAINAGE							
Stormwater Management								Stormwater Management							
Stormwater Drainage Maintenance	20,000	0	0	20,000	0	20,000	0	Drainage Diagram Fees - GST Free	500	0	0	500	0	500	0
Stormwater/Urban Drainage Total =	20,000	0	0	20,000	0	20,000	0	Stormwater/Urban Drainage Total =	500	0	0	500	0	500	0
Environmental Services Depreciation								Environmental Depreciation Total =	0	0	0	0	0	0	0
Depn - Buildings Specialised	5,360	0	0	5,360	1,340	4,020	25								
Depn - Other Structures	19,150	0	0	19,150	4,788	14,363	25								
Depn - Storm Water Drainage	158,035	0	0	158,035	39,509	118,526	25								
Environmental Depreciation Total =	182,545	0	0	182,545	45,636	136,909	25	ENVNIRONMET TOTAL	605,288	310	310	605,598	599,414	6,184	99
ENVNIRONMET TOTAL	1,589,873	155,036	155,036	1,744,909	186,108	1,558,801	11								

EXPENDITURE	ORIGINAL	Total		REVIS	ACTUAL	Remaining	%		INCOME	ORIGINAL	Total		REVIS	ACTUAL	Remaining	%	
	BUDGET	Sept	Budget							Budget	BUDGET	Sept					Budget
	2023/24	Review	Changes	Budget	YTD	Budget	EXPEND			2023/24	Review	Changes	Budget	YTD	Budget	EXPEND	
COMMUNITY SERVICES & EDUCATION																	
Education									Education								
Contributions- Coonamble Scholarship	3,000	0	0	3,000	0	3,000	0										
Education Total	3,000	0	0	3,000	0	3,000	0		Education Total	0	0	0	0	0	0	0	0
Aged & Disabled									Aged & Disabled								
General Expenses - Aged & Disabled	12,000	0	0	12,000	125	11,875	1	1800-1460	Grants Operational (State) Aged & Disabled	1,000	0	0	1,000	0	1,000	0	
Aged & Disabled Total	12,000	0	0	12,000	125	11,875	1		Aged & Disabled Total	1,000	0	0	1,000	0	1,000	0	
Children & Youth Services									Children & Youth Services								
Salaries and Wages - Youth Services	53,737	0	0	53,737	10,214	43,523	19										
Youth Centre Insurance	4,064	91	91	4,155	4,155	0	100										
Youth Services Telephone Expenses	528	0	0	528	85	443	16										
Rates Charges Gulargambone Youth Centre	1,950	0	0	1,950	915	1,035	47										
General Expenses - Youth Programs	23,920	27,000	27,000	50,920	7,092	43,828	14	1900-1350-0002	Grant Funds - School Holiday Program	0	7,000	7,000	7,000	0	7,000	0	
Youth Service - General Expenses	10,000	0	0	10,000	1,300	8,700	13										
Repairs & Mntce - Gular Youth Centre	10,200	0	0	10,200	142	10,058	1										
Cleaning - Gular Youth Centre	8,160	0	0	8,160	0	8,160	0										
Grant Expenditure - TARP Youth Services	0	43,360	43,360	43,360	0	43,360	0	1900-1460-0001	Grants - Tarp Program	0	43,360	43,360	43,360	0	43,360	0	
Grant Funded Program - Youth Council	40,000	0	0	40,000	0	40,000	0	1900-1460-0005	Grants - Youth Council	34,615	0	0	34,615	0	34,615	0	
Children & Youth Services Total	152,559	70,451	70,451	223,010	23,903	199,107	11		Children & Youth Services Total	34,615	50,360	50,360	84,975	0	84,975	0	
Other Community Services									Other Community Services								
Community Services - General Expenses	10,000	0	0	10,000	350	9,650	4										
Community Services - Wages	243,590	0	0	243,590	0	243,590	0										
Grant Prog - Reconnect Regional NSW (Family Youth Fest)	101,127	(4,226)	(4,226)	96,901	45,360	51,541	47	1950-1422-0002	Grants - Reconnect Regional NSW (Family Youth Fest)	101,127	(4,226)	(4,226)	96,901	45,360	51,541	47	
Regional Youth Investment Program	0	403,221	403,221	403,221	0	403,221	0		Grants - Regional Youth Investment Program	0	403,221	403,221	403,221	0	403,221	0	
Aged & Disabled Total	354,717	398,995	398,995	753,712	45,710	708,002	6		Aged & Disabled Total	101,127	398,995	398,995	500,122	45,360	454,762	9	
Community Services - Depreciation									Community Services - Depreciation								
Depn - Buildings Specialised	17,861	0	0	17,861	4,465	13,396	25										
Community Services - Depreciation	17,861	0	0	17,861	4,465	13,396	25		Community Services - Depreciation	0	0	0	0	0	0	0	
COMMUNITY & EDUCATION SERVICES TOTAL	540,137	469,446	469,446	1,009,583	74,203	935,380	7		COMMUNITY & EDUCATION SERVICES TOTAL	136,742	449,355	449,355	586,097	45,360	540,737	8	

EXPENDITURE	ORIGINAL	Total		REVISD	ACTUAL	Remaining	%	INCOME	ORIGINAL	Total		REVISD	ACTUAL	Remaining	%
	BUDGET	Sept	Budget						Budget	BUDGET	Sept				
	2023/24	Review	Changes	Budget	YTD	Budget	EXPEND		2023/24	Review	Changes	Budget	YTD	Budget	EXPEND
HOUSING & COMMUNITY SERVICES															
Council Housing								Council Housing							
Council Housing Insurance	21,740	982	982	22,722	22,722	0	100	Council Housing Rental Income	58,110	0	0	58,110	14,510	43,600	25
Council Housing Rates & Charges	37,145	(982)	(982)	36,163	16,174	19,989	45								
Council Housing Maintenance Expenses	69,255	0	0	69,255	17,160	52,095	25								
Council Housing Total =	128,140	0	0	128,140	56,056	72,084	44	Council Housing Total =	58,110	0	0	58,110	14,510	43,600	25
Public Cemeteries								Public Cemeteries							
Cemeteries Insurance	0	152	152	152	152	0	100	Cemetery Fees	124,137	0	0	124,137	20,365	103,772	16
Cemeteries Rates & User Charges	16,395	0	0	16,395	3,832	12,563	23								
Cemeteries Maintenance Expenses	165,915	0	0	165,915	32,488	133,427	20								
Cemetery Ground Proof Survey	0	22,168	22,168	22,168	22,168	0	100								
Public Cemeteries Total =	182,310	22,320	22,320	204,630	58,640	145,990	29	Public Cemeteries Total =	124,137	0	0	124,137	20,365	103,772	16
Public Conveniences								Public Conveniences							
Public Conveniences Insurance	1,049	410	410	1,459	1,459	0	100								
Public Conveniences Maintenance	123,860	0	0	123,860	37,308	86,552	30								
Public Conveniences Total =	124,909	410	410	125,319	38,767	86,552	31	Public Conveniences Total =	0	0	0	0	0	0	0
Street Lighting								Street Lighting							
Street Lighting Electricity Charges	126,542	0	0	126,542	25,593	100,949	20	Street Lighting Subsidy	39,000	0	0	39,000	0	39,000	0
Street Lighting Maintenance	5,000	0	0	5,000	0	5,000	0								
Street Lighting Total =	131,542	0	0	131,542	25,593	105,949	19	Street Lighting Total =	39,000	0	0	39,000	0	39,000	0
Town Planning								Town Planning							
Town Planning - Contract Services	50,000	95,000	95,000	145,000	599	144,401	0	Development Application Fees	35,500	25,000	25,000	60,500	31,187	29,313	52
Town Planning legal Expenses	15,000	0	0	15,000	0	15,000	0	Subdivision Fees	1,000	0	0	1,000	414	586	41
Town Planning - Sundry Expenses	2,000	0	0	2,000	0	2,000	0	Certificates Sec 149	17,500	0	0	17,500	6,616	10,884	38
Town Planning - Portal Awareness Training	2,000	0	0	2,000	38	1,962	2	Certificates Sec 735A O/S Notices	3,000	0	0	3,000	1,120	1,880	37
								Town Planning Sundry Income	500	0	0	500	0	500	0
Town Planning Total =	69,000	95,000	95,000	164,000	637	163,363	0	Town Planning Total =	57,500	25,000	25,000	82,500	39,337	43,163	168
Housing & Community Depreciation															
Depn - Buildings Specialised	10,345	0	0	10,345	2,586	7,759	25								
Depn - Buildings Non Specialised	15,484	0	0	15,484	3,871	11,613	25								
Depn - Other Structures	24,101	0	0	24,101	6,025	18,076	25								
Total Housing & Community Depn	49,930	0	0	49,930	12,483	37,448	25								
HOUSING & COMMUNITY AMENITIES TOTAL	685,831	117,730	117,730	803,561	192,176	611,385	24	HOUSING & COMMUNITY AMENITIES TOTAL	278,747	25,000	25,000	303,747	74,211	229,536	24

EXPENDITURE	ORIGINAL	Sept	Total	REVISED	ACTUAL	Remaining	%	INCOME	ORIGINAL	Sept	Total	REVISED	ACTUAL	Remaining	%	
	BUDGET								BUDGET							BUDGET
	2023/24	Review	Budget	Budget	YTD	Budget			2023/24	Review	Budget	Budget	YTD	Budget		
WATER SUPPLY OPERATIONS																
Coonamble Water Operations								Coonamble Water Operations								
Insurance Coonamble Water Supply	40,778	3,087	3,087	43,865	43,865	0	100	Annual Charges Coonamble Water Access	697,476	3,528	3,528	701,004	701,004	0	100	
Electricity - Coonamble Water Supply	95,668	(3,000)	(3,000)	92,668	14,324	78,344	15	Less: Pension Rebate Coonamble	(17,771)	0	0	(17,771)	(17,446)	(325)	98	
Coonamble Wtr Cont to Training Costs	21,590	0	0	21,590	5,398	16,193	25	Coonamble Water Extra Charges	13,005	0	0	13,005	7,928	5,077	61	
Telephone & Comms - Coonamble Water	2,202	0	0	2,202	374	1,828	17	Coonamble Water Connection Fees	5,000	0	0	5,000	0	5,000	0	
Rates & Charges Coonamble Water	3,990	0	0	3,990	2,509	1,481	63	Coonamble Water User Pays Water	847,530	(453)	(453)	847,077	0	847,077	0	
Water Treatment & Misc Expenses	262,231	0	0	262,231	78,002	184,229	30	Sundry Sales - Coonamble Water	15,000	0	0	15,000	2,257	12,743	15	
Repairs & Mntce Coonamble Water	559,532	0	0	559,532	186,385	373,147	33	Grant Op (State) Crmbie Wtr Pens Subs	11,100	0	0	11,100	9,981	1,119	90	
Coonamble Water - Contract Services	10,660	0	0	10,660	2,184	8,476	20	Interest on Invests Coonamble Water	81,650	0	0	81,650	14,734	66,916	18	
Coonamble Water Meter Reading	57,400	0	0	57,400	9,892	47,508	17									
Administration - Engineering	110,449	0	0	110,449	27,612	82,837	25	Grant Funds - Develop IWCM	121,051	0	0	121,051	0	121,051	0	
Development of IWCM Coonamble Shire Council	199,165	0	0	199,165	0	199,165	0									
Depreciation - Coonamble Water	316,055	0	0	316,055	79,014	237,041	25									
Total Coonamble Water Operations	1,679,720	87	87	1,679,807	449,558	1,230,249	27	Total Coonamble Water Operations	1,774,041	3,075	3,075	1,777,116	718,458	1,058,658	40	
Quambone Water Operations								Quambone Water Operations								
Insurance Quambone Water Supply	302	25	25	327	327	0	100	Annual Charges Quambone Water Access	49,260	1,845	1,845	51,105	51,105	0	100	
Electricity - Quambone Water Supply	2,343	(25)	(25)	2,318	145	2,173	6	Less: Pensioner Subsidy - Quambone	(884)	0	0	(884)	(700)	(184)	79	
Other Expenses Quambone Water	26,582	0	0	26,582	5,787	20,795	22	Quambone Water Extra Charges	1,040	0	0	1,040	449	591	43	
Repairs & Mntce Quambone Water	58,178	0	0	58,178	13,115	45,063	23	Quambone Water User Pays Water	25,710	0	0	25,710	0	25,710	0	
Quambone Water Meter Reading	4,900	0	0	4,900	821	4,079	17	Sundry Sales - Q'bone Water	300	0	0	300	164	136	55	
Depreciation - Quambone Water	18,189	0	0	18,189	4,547	13,642	25									
Total Quambone Water Operations	110,494	0	0	110,494	24,742	85,752	22	Total Coonamble Water Operations	75,426	1,845	1,845	77,271	51,018	26,253	66	
Gulargambone Water								Gulargambone Water								
Insurance Gular Water Supply	1,632	153	153	1,785	1,785	0	100	Annual Charges Gular Water Access	178,540	0	0	178,540	178,540	0	100	
Electricity - Gular Water Supply	16,840	(153)	(153)	16,687	713	15,974	4	Less: Pension Rebate	(2,917)	0	0	(2,917)	(2,712)	(205)	93	
Gular Wtr Cont to Training Costs	2,935	0	0	2,935	734	2,201	25	Gular Water Extra Charges	3,835	0	0	3,835	2,040	1,795	53	
Other Expenses Gular Water	20,419	0	0	20,419	6,017	14,402	29	Gular Water User Pays Water	93,620	0	0	93,620	0	93,620	0	
Repairs & Mntce Gular Water	92,876	0	0	92,876	13,436	79,440	14	Sundry Sales - Gular Water	250	0	0	250	107	143	43	
Gular Water Meter Reading	7,700	0	0	7,700	654	7,046	8	Grant Op (State) Gular Water Pens Subs	1,880	0	0	1,880	1,492	388	79	
Depreciation - Gulargambone Water	53,434	0	0	53,434	13,359	40,076	25	Interest on Invests Gular Water	34,990	0	0	34,990	5,430	29,560	16	
Total Gulargambone Water Operations	195,836	0	0	195,836	36,697	159,139	19	Total Coonamble Water Operations	310,198	0	0	310,198	184,897	125,301	60	
WATER SUPPLY TOTAL	1,986,050	87	87	1,986,137	510,997	1,475,140	26	WATER SUPPLY TOTAL	2,159,665	4,920	4,920	2,164,585	954,374	1,210,211	44	

EXPENDITURE	ORIGINAL	Total		REVISD	ACTUAL	Remaining	%	INCOME	ORIGINAL	Total		REVISD	ACTUAL	Remaining	%
	BUDGET	Sept	Budget						Budget	BUDGET	Sept				
	2023/24	Review	Changes	Budget	YTD	Budget	EXPEND		2023/24	Review	Changes	Budget	YTD	Budget	EXPENI
SEWERAGE SERVICES OPERATIONS															
Coonamble Sewerage Operations								Coonamble Sewerage Operations							
Insurance - Coonamble Sewer	998	86	86	1,084	1,084	0	100	Annual Charges Coonamble Sewer Access	793,650	4,350	4,350	798,000	798,000	0	10
Electricity - Coonamble Sewer	70,131	(86)	(86)	70,045	4,365	65,680	6	Less: Pension Rebate	(15,782)	0	0	(15,782)	(15,548)	(234)	9
Telephone & Comms - Coonamble Sewer	2,137	0	0	2,137	421	1,716	20	Coonamble Sewer Extra Charges	7,170	0	0	7,170	4,081	3,089	5
Coonamble Sewer Cont to Training	19,595	0	0	19,595	4,899	14,696	25	Coonamble Sewer - Connection Fees	6,776	0	0	6,776	1,415	5,361	2
Rates & User Charge Coonamble Sewer	25,370	0	0	25,370	3,301	22,069	13	Coonamble Sewer User Pays Charges	215,775	0	0	215,775	0	215,775	
Other Expenses - Coonamble Sewer	10,108	0	0	10,108	547	9,561	5	Interest on Invests Coonamble Sewer	80,800	0	0	80,800	22,898	57,902	2
Repairs & Mntce - Coonamble Sewer	432,516	0	0	432,516	82,659	349,857	19	Sundry Sales - Coonamble Sewer	13,324	0	0	13,324	3,298	10,026	2
Coonamble Sewer - Contract Services	14,519	0	0	14,519	2,083	12,436	14	Grant Op (State) Cmble Swr Pens Subs	8,836	0	0	8,836	8,707	129	9
Administration - Engineering	54,400	0	0	54,400	18,088	36,312	33								
Depreciation - Coonamble Sewerage Services	259,564	0	0	259,564	64,891	194,673	25								
Total Coonamble Operations	889,338	0	0	889,338	182,337	707,001	21	TOTAL SEWERAGE SERVICES	1,110,549	4,350	4,350	1,114,899	822,851	292,048	7
Gulargambone Sewerage Operations								Gulargambone Sewerage Operations							
Insurance - Gular Sewer	1,504	146	146	1,650	1,650	0	100	Annual Charges Gular Sewer Access	166,000	(4,350)	(4,350)	161,650	161,650	0	10
Electricity - Gular Sewer	5,233	(146)	(146)	5,087	546	4,541	11	Less: Pension Rebate	(2,607)	0	0	(2,607)	(2,532)	(75)	9
Gular Sewer Cont to Training	6,970	0	0	6,970	1,743	5,228	25	Gular Sewer Extra Charges	3,175	0	0	3,175	2,128	1,047	6
Other Expenses - Gular Sewer	3,825	0	0	3,825	536	3,289	14	Gular Sewer - Connection Fees	250	0	0	250	0	250	
Repairs & Mntce - Gular Sewer	142,044	0	0	142,044	24,904	117,140	18	Gular Sewer User Pays Charges	37,740	0	0	37,740	0	37,740	
Depreciation - Gulargambone Sewerage Services	49,345	0	0	49,345	12,336	37,009	25	Interest on Invests Gular Sewer	34,720	0	0	34,720	8,468	26,252	2
TOTAL SEWERAGE SERVICES	208,921	0	0	208,921	41,714	167,207	20	TOTAL SEWERAGE SERVICES	242,608	(4,350)	(4,350)	238,258	171,294	66,964	7
SEWERAGE SERVICES OPERATIONS TOTAL	1,098,259	0	0	1,098,259	224,051	874,208	20	SEWERAGE SERVICES OPERATIONS TOTAL	1,353,157	0	0	1,353,157	994,145	359,012	7

EXPENDITURE	ORIGINAL	Sept	Total	REVISED	ACTUAL	Remaining	%	INCOME	ORIGINAL	Sept	Total	REVISED	ACTUAL	Remaining	%
	BUDGET								BUDGET						
	2023/24	Review	Budget Changes	Budget	YTD	Budget			2023/24	Review	Budget Changes	Budget	YTD	Budget	EXPEND
RECREATION & CULTURE															
PUBLIC LIBRARIES								PUBLIC LIBRARIES							
Library Staff Salaries & Allowances	146,712	0	0	146,712	29,036	117,676	20	Sundry Sales - Library	750	0	0	750	178	572	24
Library Staff Travel Expenses	1,000	0	0	1,000	0	1,000	0	Grant Op (State) - Per Capita Grant	74,395	0	0	74,395	0	74,395	0
Insurance - Library	16,698	785	785	17,483	17,483	0	100								
Electricity - Library	9,534	(785)	(785)	8,749	535	8,214	6								
Library Telephone & Comms Charges	4,150	0	0	4,150	847	3,303	20								
Contributions - North West Library	66,470	0	0	66,470	0	66,470	0								
Rates & User Charges - Libraries	4,575	0	0	4,575	3,047	1,528	67								
Printing and Stationary - Libraries	6,196	0	0	6,196	677	5,519	11								
Library Postage	1,000	0	0	1,000	43	957	4								
General Exps - No GST	1,000	0	0	1,000	0	1,000	0								
General Expenses - Library	4,000	2,000	2,000	6,000	2,503	3,497	42								
Repairs and Mntce - Libraries	16,217	0	0	16,217	1,519	14,698	9								
Subscriptions and M'ships & Licences	2,250	0	0	2,250	634	1,616	28								
Library - Contract Services	24,754	0	0	24,754	0	24,754	0								
LSP Grant Expenditure - Library	11,405	0	0	11,405	716	10,689	6								
Public Libraries Total =	315,961	2,000	2,000	317,961	57,040	260,921	18	Public Libraries Total =	75,145	0	0	75,145	178	74,967	0
Museums Operations								Museums Operations							
Insurance - Museum	6,033	288	288	6,321	6,321	0	100	Sundry Sales & Services	200	0	0	200	94	106	47
Electricity - Museum	1,020	(288)	(288)	732	98	634	13								
Telephone & Comms - Museum	500	0	0	500	40	460	8								
Rates & User Charges - Museum	1,195	0	0	1,195	520	675	44								
Operations & Maintenance - Museum	10,528	0	0	10,528	2,710	7,818	26								
General Expenses	200	0	0	200	0	200	0								
Museum Total =	19,476	0	0	19,476	9,689	9,787	50	Museum Total =	200	0	0	200	94	106	47
Public Hall Operations								PUBLIC HALLS							
Insurance - Public Halls	5,051	232	232	5,283	5,283	0	100								
Electricity - Public Halls	1,000	(232)	(232)	768	0	768	0								
Repairs & Maintenance - Public Halls	27,500	0	0	27,500	793	26,707	3								
Public Halls Total =	33,551	0	0	33,551	6,076	27,475	18	Public Halls Total =	0	0	0	0	0	0	0
Other Cultural Services								Other Cultural Services							
Contributions - Arts Council	11,741	0	0	11,741	0	11,741	0								
General Exps - Other Cultural Services	2,200	0	0	2,200	0	2,200	0								
Other Cultural Services Total =	13,941	0	0	13,941	0	13,941	0	Other Cultural Services Total =	0	0	0	0	0	0	0

EXPENDITURE	ORIGINAL	Total		REVISED	ACTUAL	Remaining	%	INCOME	ORIGINAL	Total		REVISED	ACTUAL	Remaining	%
	BUDGET	Sept	Budget						Budget	Budget	Review				
	2023/24	Review	Changes	Budget	YTD	Budget	EXPEND		2023/24	Review	Changes	Budget	YTD	Budget	EXPEND
RECREATION & CULTURE															
Sporting Grounds Operations								Sporting Grounds Operations							
Electricity - Sporting Grounds	12,000	0	0	12,000	819	11,181	7	User Charges - Sportsgrounds	10,500	0	0	10,500	2,827	7,673	27
Rates & User Charges Sports Grounds	61,705	0	0	61,705	13,650	48,055	22								
Repairs & Mntce - Sporting Grounds	144,400	0	0	144,400	24,111	120,289	17								
Sportsground - Specific Works	20,000	0	0	20,000	1,341	18,659	7								
Sporting Grounds Total =	238,105	0	0	238,105	39,921	198,184	17	Sporting Grounds Total =	10,500	0	0	10,500	2,827	7,673	27
Swimming Pools								Swimming Pools							
Salaries and Wages- Swimming Pool	155,375	(100,000)	(100,000)	55,375	716	54,660	1	Swimming Pools User Fees	21,500	0	0	21,500	316	21,184	1
Insurance - Swimming Pools	39,996	1,831	1,831	41,827	41,827	0	100								
Electricity - Swimming Pools	40,166	(1,831)	(1,831)	38,335	1,031	37,304	3								
Telephones - Swimming Pools	1,500	0	0	1,500	143	1,357	10								
Rates & User Charges - Swim Pools	52,275	0	0	52,275	27,508	24,767	53								
Pool- EPA Licence Fees	3,001	0	0	3,001	0	3,001	0								
Operating Costs - Swimming Pools	15,000	(15,000)	(15,000)	0	0	0	0								
Repairs & Mntce - Swimming Pools	222,970	0	0	222,970	63,656	159,314	29								
Contractor fees - Swimming Pool Operations	20,000	140,000	140,000	160,000	25,740	134,260	16								
Swimming Pools Total =	550,283	25,000	25,000	575,283	160,621	280,402	28	Swimming Pools Total =	21,500	0	0	21,500	316	21,184	1
Parks & Gardens Operations								Parks & Gardens Operations							
Insurance & Electricity- Parks and Gardens	14,085	0	0	14,085	11,022	3,063	78	Parks & Reserves Fees	1,000	500	500	1,500	1,145	355	76
Rates & User Chgs - Parks & Gardens	62,230	0	0	62,230	37,113	25,117	60								
Repairs & Mntce - Parks & Gardens	317,600	0	0	317,600	60,286	257,314	19								
Facilities upgrade reimbursement	0	23,703	23,703	23,703	23,703	0	100								
Parks & Gardens Total =	393,915	23,703	23,703	417,618	132,125	285,493	32	Parks & Gardens Total =	1,000	500	500	1,500	1,145	355	76
Showground Operations								Showground							
Insurance - Showground	20,104	924	924	21,028	21,028	0	100	Rents & Fees	18,000	2,000	2,000	20,000	13,085	6,915	65
Electricity - Showground	13,000	(924)	(924)	12,076	1,062	11,014	9	Donations - RV Camping	1,500	0	0	1,500	0	1,500	0
Rates & User Chgs - Showgrounds	29,090	0	0	29,090	10,400	18,690	36								
General Exps - Event Preparation	26,000	0	0	26,000	578	25,422	2								
Repairs & Maintenance - Showground	112,200	0	0	112,200	32,632	79,568	29								
Rodeo Arena/Showground Total =	200,394	0	0	200,394	65,699	134,695	33	Rodeo Arena/Showground Total =	19,500	2,000	2,000	21,500	13,085	8,415	61
Other Sport & Recreation								Other Sport & Recreation							
Insurance - Other Sport and Rec	21,379	1,600	1,600	22,979	22,979	0	100								
Electricity - Other Sport and Rec	800	0	0	800	0	800	0								
Contributions - Coonamble Racecourse	5,000	0	0	5,000	0	5,000	0								
Rates & User Charges Other Sport & Rec	7,090	(1,600)	(1,600)	5,490	3,713	1,777	68								
Repairs & Mntce Other Sport and Rec	1,600	0	0	1,600	95	1,505	6								
Town Approaches Maintenance	60,000	0	0	60,000	11,186	48,814	19								
Other Sport & Recreation Total	95,869	0	0	95,869	37,972	57,897	192	Other Sport & Recreation Total	0	0	0	0	0	0	0
Recreation & Culture Depreciation															
Depn - Plant & Equipment	164,554	0	0	164,554	41,139	123,416	25								
Depn - Furniture & Fittings	7,260	0	0	7,260	1,815	5,445	25								
Depn - Buildings Specialised	242,108	0	0	242,108	60,527	181,581	25								
Depn - Buildings Non Specialised	450	0	0	450	113	338	25								
Depn - Other Structures	246,700	0	0	246,700	61,675	185,025	25								
Recreation & Culture Depreciation Total	661,072	0	0	661,072	165,268	495,804	25	RECREATION & CULTURE TOTAL	127,845	2,500	2,500	130,345	17,646	112,699	14
RECREATION & CULTURE TOTAL	2,522,567	50,703	50,703	2,573,270	674,410	1,764,600	26								

EXPENDITURE	ORIGINAL	Sept	Total	REVIS	ACTUAL	Remaining	%	INCOME	ORIGINAL	Sept	Total	REVIS	ACTUAL	Remaining	%	
	BUDGET	Review	Budget	Budget	YTD	Budget	EXPEND		BUDGET	Review	Budget	Budget	YTD	Budget	EXPEND	
	2023/24		Changes						2023/24							
MINING, MANUFACTURING & CONSTRUCTION																
Building Control								Building Control								
General Exps - Building Control	5,000	0	0	5,000	0	5,000	0	Fees General- Building Control	30,780	0	0	30,780	17,045	13,735	55	
								Commissions - Building Control	510	0	0	510	0	510	0	
								Building Control - Regulatory Fines	3,000	0	0	3,000	0	3,000	0	
Building Control Total =	5,000	0	0	5,000	0	5,000	0	Building Control Total =	34,290	0	0	34,290	17,045	17,245	50	
Other Mining, Manufacturing & Construction								Other Mining, Manufacturing & Construction								
Quarries, Pits & Crusher Operations								Quarries, Pits & Crusher Operations								
Salaries and Wages - Quarry & Pits	404,230	0	0	404,230	33,890	370,340	8	Fees - Quarry Public Sales	1,691,870	0	0	1,691,870	543,340	1,148,530	32	
Royalties - Quarry & Crusher Ops	97,275	0	0	97,275	24,169	73,106	25	Fees - Quarry Internal Sales	1,224,480	0	0	1,224,480	219,132	1,005,348	18	
Insurance - Quarry Operations	3,320	173	173	3,493	3,147	346	90									
Electricity - Quarry Operations	65,040	(173)	(173)	64,867	7,066	57,801	11									
Telephone & Comms Quarry Operations	1,795	0	0	1,795	293	1,502	16									
Rates & User Charges - Quarry Ops	2,515	0	0	2,515	1,772	743	70									
General Exps - Q & C No GST	1,500	0	0	1,500	172	1,328	11									
General Exps - Quarry & Crusher Ops	193,390	0	0	193,390	113,242	80,148	59									
Printing & Stationery - Quarry Ops	500	0	0	500	71	429	14									
Quarry & Crusher Operating Costs	320,945	0	0	320,945	202,451	118,494	63									
Repairs & Mntce Quarry & Crush Ops	58,045	0	0	58,045	16,762	39,283	30									
Contractors - Quarry Operations	1,124,445	0	0	1,124,445	785,835	338,610	70									
Plant and equipment - Quarry Ops	318,470	0	0	318,470	42,675	275,795	13									
Quarry Loam Pit Operations	50,000	0	0	50,000	3,695	46,305	7									
Quarries, Pits & Crusher Operations	2,639,470	0	0	2,639,470	1,235,241	1,404,229	47	Quarries, Pits & Crusher Operations	2,916,350	0	0	2,916,350	762,472	2,153,878	26	
	(2,725)															
Mining & Const Depreciation																
Depn - Plant & Equipment & Office Equipment	165,210	0	0	165,210	41,303	123,908	25									
Depn - Buildings Specialised	5,790	0	0	5,790	1,448	4,343	25									
Depn - Other Structures	5,880	0	0	5,880	1,470	4,410	25									
Mining & Const Depreciation Total	176,880	0	0	176,880	44,220	132,660	25									
MINING, MANUFACTURING & CONSTRUCTION TOTAL	2,821,350	0	0	2,821,350	1,279,461	1,541,889	45	MINING, MANUFACTURING & CONSTRUCTION TOTAL	2,950,640	0	0	2,950,640	779,518	2,171,122	26	

EXPENDITURE	ORIGINAL	Sept	Total	REVISED	ACTUAL	Remaining	%	INCOME	ORIGINAL	Sept	Total	REVISED	ACTUAL	Remaining	%	
	BUDGET				Budget				Budget				Budget			Budget
	2023/24	Review	Budget	Budget	YTD	Budget	EXPEND		2023/24	Review	Budget	Budget	YTD	Budget	EXPEND	
TRANSPORT & COMMUNICATION																
Urban Roads - Local								Operating Grants								
Sealed Urban Roads Maintenance	96,400	0	0	96,400	9,049	87,351	9	Financial Assist Grant- Roads	1,639,725	(1,363,355)	(1,363,355)	276,370	69,063	207,307	25	
Unsealed Urban Roads Maintenance	67,535	0	0	67,535	16,669	50,866	25	Roads to Recovery Grant Funds	1,859,636	0	0	1,859,636	0	1,859,636	0	
								NSW Local Government - Recovery Grant	0	1,000,000	1,000,000	1,000,000	0	1,000,000	0	
Urban Roads Mtce Total =	163,935	0	0	163,935	25,718	138,217	16	Operating Grant Funds Total =	3,499,361	(363,355)	(363,355)	3,136,006	69,063	3,066,943	2	
Sealed Rural Roads - Local								Sealed Rural Roads - Local								
Sealed Rural Roads Maintenance	300,000	0	0	300,000	97,132	202,868	32	Grant Funds - Fixing Local Roads Pothole Repair Yr 2	110,570	(110,570)	(110,570)	0	0	0	0	
Fixing Local Roads - Pothole Repair Program Yr 2	110,570	0	0	110,570	27,697	82,873	25									
Regional and Local Roads Repair Program	0	694,368	694,368	694,368	0	694,368	0									
Sealed Rural Roads - Local	410,570	694,368	694,368	1,104,938	124,829	980,109	11	Sealed Rural Roads - Local	110,570	(110,570)	(110,570)	0	0	0	0	
Unsealed Rural Roads - Local								RURAL ROADS - UNSEALED								
Unsealed Rural Roads Maintenance	718,400	0	0	718,400	98,509	619,891	14	Flood Damage Funding	8,460,040	0	0	8,460,040	1,504,517	6,955,523	18	
Unsealed Rural Roads - Local	718,400	0	0	718,400	98,509	619,891	14	Unsealed Rural Roads - Local	8,460,040	0	0	8,460,040	1,504,517	6,955,523	18	
Local Bridges - M & R								BRIDGES - RURAL UNSEALED ROADS								
Local Bridges Maintenance	25,000	0	0	25,000	0	25,000	0									
Bridges - Rural Roads Total =	25,000	0	0	25,000	0	25,000	0	Bridges - Rural Roads Total =	0	0	0	0	0	0	0	
Regional Roads								Regional Roads								
Sealed Rural Roads - Regional								Regional Roads Block Funding	1,403,900	0	0	1,403,900	0	1,403,900	0	
Reg Roads Sealed Maintenance	517,580	0	0	517,580	167,089	350,491	32	Grant Funds - Fixing Local Roads Pothole Repair Yr 2	165,860	(165,860)	(165,860)	0	0	0	0	
Fixing Local Roads - Pothole Repair Program Yr 2	165,860	119,136	119,136	284,996	43,634	241,362	15									
Regional and Local Roads Repair Program	0	1,774,645	1,774,645	1,774,645	283,903	1,490,742	16									
Unsealed Rural Roads - Regional								Main Roads Total =	1,569,760	(165,860)	(165,860)	1,403,900	0	1,403,900	0	
Reg Roads Unsealed Maintenance	61,810	0	0	61,810	25,460	36,350	41									
Bridges SRR - Regional																
Reg Roads Bridges Maintenance	20,600	0	0	20,600	0	20,600	0									
Main Roads Total =	765,850	1,893,781	1,893,781	2,659,631	520,085	2,139,546	20									

EXPENDITURE	ORIGINAL	Sept	Total	REVISED	ACTUAL	Remaining	%	INCOME	ORIGINAL	Sept	Total	REVISED	ACTUAL	Remaining	%
	BUDGET				YTD				Budget				Budget		
	2023/24	Review	Budget	Budget	YTD	Budget	EXPEND		2023/24	Review	Budget	Budget	YTD	Budget	EXPEND
TRANSPORT & COMMUNICATION															
Aerodromes								Aerodromes							
Aerodrome Insurances	4,453	201	201	4,654	4,654	0	100	Lease Rental Income	1,000	0	0	1,000	0	1,000	0
Aerodrome Electricity	5,300	(201)	(201)	5,099	0	5,099	0								
Aerodrome Telephones & Comms	646	0	0	646	104	542	16								
Aerodrome Rates & Charges	16,550	0	0	16,550	14,352	2,198	87								
Aerodrome Maintenance	46,210	0	0	46,210	6,728	39,482	15								
Aerodrome Contractors Costs	42,020	0	0	42,020	13,073	28,947	31								
Aerodromes Total =	115,179	0	0	115,179	38,911	76,268	34	Aerodromes Total =	1,000	0	0	1,000	0	1,000	0
Ancillary Services								Ancillary Services							
Kerb & Guttering															
Kerb & Gutter Maintenance	22,610	0	0	22,610	13,565	9,045	60								
Footpaths															
Footpaths Maintenance	145,830	0	0	145,830	53,987	91,843	37								
Street Tree Maintenance	70,000	0	0	70,000	7,937	62,063	11								
Street Tree - Replacement Program	50,000	0	0	50,000	1,584	48,416	3								
Ancillary Services Total =	288,440	0	0	288,440	77,073	211,367	27	Ancillary Services Total =	0	0	0	0	0	0	0
Bus Shelters & Parking								BUS SHELTERS & SERVICE							
Other Transport Maintenance	5,300	0	0	5,300	1,003	4,297	19								
Bus Shelters & Service Total =	5,300	0	0	5,300	1,003	4,297	19	Bus Shelters & Service Total =	0	0	0	0	0	0	0
State Roads - M & R								State Roads - M & R							
State Roads Maintenance & Ordered Works	5,253,000	0	0	5,253,000	568,409	4,684,591	11	State Highways Routine Maint	570,180	0	0	570,180	339,374	230,806	60
								State Highway 11 - Work Orders	5,396,820	0	0	5,396,820	229,035	5,167,785	4
State Roads Total =	5,253,000	0	0	5,253,000	568,409	4,684,591	11	State Roads Total =	5,967,000	0	0	5,967,000	568,409	5,398,591	10
Transport & Communication Depreciation															
Depn - Sealed Urban Roads	237,359	0	0	237,359	59,340	178,019	25								
Depn - Unsealed Urban Roads	14,499	0	0	14,499	3,625	10,874	25								
Depn - Sealed Rural Roads	794,145	0	0	794,145	198,536	595,609	25								
Depn - Unsealed Rural Roads	1,040,844	0	0	1,040,844	260,211	780,633	25								
Depn - Local Bridges	99,187	0	0	99,187	24,797	74,390	25								
Depn - Sealed Regional Roads	1,112,591	0	0	1,112,591	278,148	834,443	25								
Depn - Unsealed Regional Roads	37,500	0	0	37,500	9,375	28,125	25								
Depn - Regional Bridges	55,428	0	0	55,428	13,857	41,571	25								
Depn - Aerodrome Buildings	27,518	0	0	27,518	6,880	20,639	25								
Depn - Aerodrome Other Structures	78,461	0	0	78,461	19,615	58,846	25								
Depn - Kerb & Gutter	84,636	0	0	84,636	21,159	63,477	25								
Depn - Footpaths	29,164	0	0	29,164	7,291	21,873	25								
Depn - Transport Other Structures	20,269	0	0	20,269	5,067	15,202	25								
Transport & Communication Depreciation Total	3,631,601	0	0	3,631,601	902,833	2,728,768	25								
TRANSPORT & COMMUNICATION TOTAL	11,377,275	2,588,149	2,588,149	13,965,424	2,357,370	11,608,054	17	TRANSPORT & COMMUNICATION TOTAL	19,607,731	(639,785)	(639,785)	18,967,946	2,141,989	16,825,957	11

EXPENDITURE	ORIGINAL	Sept	Total	REVISED	ACTUAL	Remaining	%	INCOME	ORIGINAL	Sept	Jun	Total	REVISED	ACTUAL	Remaining	%	
	BUDGET								BUDGET								BUDGET
	2023/24	Review	Budget	Budget	YTD	Budget	EXPEND		2023/24	Review	Review	Budget	Budget	YTD	Budget	EXPEND	
ECONOMIC AFFAIRS																	
Farming								Farming									
Rates & User Charges - Farming	3,855	0	0	3,855	3,074	581	84	Lease Rental - Farming lease	25,315	0	0	0	25,315	0	25,315	0	
General Expenses - Farming	4,345	0	0	4,345	0	4,345	0										
Farming Total =	8,000	0	0	8,000	3,074	4,926	38	Farming Total =	25,315	0	0	0	25,315	0	25,315	0	
Commons - Trust								Commons - Trust									
Commons Rates & Charges	1,690	0	0	1,690	1,593	97	94	Sundry Income - Common Fees	2,780	0	0	0	2,780	0	2,780	0	
Repairs & Mntce - Common Operations	26,590	0	0	26,590	0	26,590	0	Lease Rental - Common Farming	25,500	0	0	0	25,500	0	25,500	0	
Commons - Trust	28,280	0	0	28,280	1,593	26,687	6	Commons - Trust	28,280	0	0	0	28,280	0	28,280	0	
Caravan Parks								Caravan Parks									
Caravan Park Insurance	8,853	404	404	9,257	9,257	0	100	Caravan Park Site Fees	20,000	0	0	0	20,000	6,727	13,273	34	
Caravan Park Mntce & Repairs	50,000	0	0	50,000	0	50,000	0										
Caravan Parks Total =	58,853	404	404	59,257	9,257	50,000	16	Caravan Parks Total =	20,000	0	0	0	20,000	6,727	13,273	34	
Tourism & Area Promotion								Tourism & Area Promotion									
Salaries & Wages - Visitor Centre	218,893	0	0	218,893	35,543	183,350	16	Sundry Sales	500	0	0	0	500	0	500	0	
Tourism Staff Travel Expenses	4,000	0	0	4,000	1,229	2,771	31	Tourism Sale of Merchandise	5,000	1,000	0	1,000	6,000	3,178	2,822	53	
Tourism Electricity Charges	6,584	0	0	6,584	321	6,263	5										
Tourism Telephones	1,000	0	0	1,000	36	964	4										
Tourism Insurance	6,346	301	301	6,647	6,647	0	100										
Tourism Rates & Charges	3,340	0	0	3,340	1,934	1,406	58										
Tourism Advertising & Promotion Exps	29,453	0	0	29,453	1,518	27,935	5										
Tourism Printing and Stationery	2,600	0	0	2,600	208	2,392	8										
Tourism Sundry Expenses	12,160	0	0	12,160	3,981	8,179	33										
Tourism VIC Maintenance	12,410	0	0	12,410	1,340	11,070	11										
Tourism - Wayfinding Signage package	50,000	0	0	50,000	0	50,000	0										
Tourism - Contract Services	10,000	0	0	10,000	0	10,000	0										
Tourism & Area Total =	356,786	301	301	357,087	52,758	304,329	15	Tourism & Area Total =	5,500	1,000	0	1,000	6,500	3,178	3,322	49	
Economic Development								Economic Development									
Salaries and Wages - Economic Development	394,875	0	0	394,875	45,041	349,834	11	State Grant - Small Business	0	2,500	0	2,500	2,500	2,500	0	100	
Housing Subsidy	5,200	0	0	5,200	0	5,200	0										
Edo Travel Expenses	9,315	0	0	9,315	873	8,442	9										
Economic Promotion Expenses	28,500	0	0	28,500	2,321	26,179	8										
Economic Development - General Expenses	27,500	0	0	27,500	3,746	23,754	14										
Financial Support for Local Business Groups	7,000	0	0	7,000	7,000	0	100										
Sponsorship of local events and initiatives	15,000	0	0	15,000	520	14,480	3										
Hosting and facilitating events and initiatives	15,000	0	0	15,000	38	14,962	0										
Coonamble CBD - Activation / Revitalisation De	0	120,000	120,000	120,000	1,405	118,595	1										
CBD - Business Incentive / Activation Fund	35,000	0	0	35,000	20,000	15,000	57										
Subscriptions and Memberships	10,265	0	0	10,265	7,280	2,985	71										
Economic Development - Contract Services	20,000	0	0	20,000	8,212	11,788	41										
Tourism & Area Total =	567,655	120,000	120,000	687,655	96,435	591,220	14	Tourism & Area Total =	0	2,500	0	2,500	2,500	2,500	0	100	

EXPENDITURE	ORIGINAL	Sept	Total	REVISED	ACTUAL	Remaining	%	INCOME	ORIGINAL	Sept	Jun	Total	REVISED	ACTUAL	Remaining	%
	BUDGET								BUDGET							
	2023/24	Review	Budget	Budget	YTD	Budget	EXPEND		2023/24	Review	Review	Budget	Budget	YTD	Budget	EXPEND
Industrial Development								Industrial Development								
Rates & User Chgs - Indust Estate	7,585	0	0	7,585	4,056	3,529	53									
Industrial Promotion Expenses	2,100	0	0	2,100	0	2,100	0									
Industrial Estate Maintenance Exps	5,410	0	0	5,410	0	5,410	0									
Industrial Develop Total =	15,095	0	0	15,095	4,056	11,039	27	Industrial Develop Total =	0	0	0	0	0	0	0	0
Saleyards								Saleyards								
Saleyards Insurances	11,801	533	533	12,334	12,334	0	100	Saleyards Fees & Charges - Casual	3,000	0	0	0	3,000	0	3,000	0
Saleyards Electricity Charges	9,313	0	0	9,313	1,051	8,262	11	Saleyards Fees & Charges - Sale	110,000	(20,000)	0	(20,000)	90,000	22,572	67,428	25
Saleyards Telephone Expenses	646	0	0	646	104	542	16									
Saleyards Rates & Charges	12,205	0	0	12,205	6,053	6,152	50									
Saleyards Operating Expenses	19,765	0	0	19,765	2,413	17,352	12									
Saleyards Maintenance Expenses	72,270	(533)	(533)	71,737	25,337	46,400	35									
Saleyards Total =	126,000	0	0	126,000	47,292	78,708	38	Saleyards Total =	113,000	(20,000)	0	(20,000)	93,000	22,572	70,428	24
TRUCKWASH								TRUCKWASH								
Truck wash Insurance	100	(20)	(20)	80	80	0	100	Truck Wash User Fees	29,000	0	0	0	29,000	7,334	21,666	25
Truck Wash Electricity Charges	2,790	0	0	2,790	231	2,559	8									
Truck wash Rates and User Charges	15,600	0	0	15,600	6,467	9,133	41									
Truck Wash Mntce & Repairs	16,020	0	0	16,020	2,830	13,190	18									
Truck wash Total =	34,510	(20)	(20)	34,490	9,608	24,882	28	Truck wash Total =	29,000	0	0	0	29,000	7,334	21,666	25
Service NSW Agency								Service NSW Agency								
Salaries & Wages Service NSW Agency	85,965	0	0	85,965	17,208	68,757	20	Agency Commissions	107,788	0	0	0	107,788	26,478	81,310	25
RMS General Expenses GST	5,500	0	0	5,500	19	5,481	0									
Service NSW Agency Total =	91,465	0	0	91,465	17,227	74,238	19	Service NSW Agency Total =	107,788	0	0	0	107,788	26,478	81,310	25
Council Property NEI -								Council Property NEI -								
Other Building Mntce & Repairs	5,929	(297)	(297)	5,632	0	5,632	0	Council Leases	1,200	0	0	0	1,200	0	1,200	0
Council Property NEI Insurances	8,199	297	297	8,496	8,496	0	100									
Council Property NEI Rates & Charges	43,400	0	0	43,400	31,956	11,444	74									
Council Property NEI Maintenance	3,000	0	0	3,000	318	2,682	11									
Council Properties N.E.I. Total =	60,528	0	0	60,528	40,770	19,758	67	Council Properties N.E.I. Total =	1,200	0	0	0	1,200	0	1,200	0
Economic Affairs Depreciation																
Depn - Caravan Park Buildings Spec	22,720	0	0	22,720	5,680	17,040	25									
Depn - Caravan Park Other Structures	1,000	0	0	1,000	250	750	25									
Depn - Tourism Buildings Non Spec	30,100	0	0	30,100	7,525	22,575	25									
Depn - Saleyards Buildings Spec	11,038	0	0	11,038	2,760	8,279	25									
Depn - Saleyards Other Structures	2,744	0	0	2,744	686	2,058	25									
Depn - Truck Wash Other Structures	10,400	0	0	10,400	2,600	7,800	25									
Depn - Council Property NEI Other Structures	24,105	0	0	24,105	6,026	18,079	25									
Economic Affairs Depreciation	102,107	0	0	102,107	25,527	76,580	25	TOTAL ECONOMIC AFFAIRS	330,083	(16,500)	0	(16,500)	313,583	68,788	244,795	22
TOTAL ECONOMIC AFFAIRS	1,449,279	120,685	120,685	1,569,964	307,596	1,262,368	20									

EXPENDITURE	ORIGINAL	Sept	Total	REVISED	ACTUAL	Remaining	%	INCOME	ORIGINAL	Sept	Total	REVISED	ACTUAL	Remaining	%	
	BUDGET								BUDGET							Budget
	2023/24	Review	Changes	Budget	YTD	Budget	EXPEND		2023/24	Review	Budget	Budget	YTD	Budget	EXPEND	
GENERAL FUND NON-OPERATING																
Corporate Support Services								Corporate Support Services								
Computer Purchase / Operating System	40,300	0	0	40,300	0	40,300	0	Tfr Reserve - Financial Assistance Grant	0	5,446,486	5,446,486	5,446,486	1,361,622	4,084,865	25	
Installation of Electronic Document Management System	150,000	0	0	150,000	0	150,000	0	Tfr Reserve - Corporate Reserve	115,300	0	0	115,300	0	115,300	0	
								Tfr Reserve - General Reserve	75,000	75,000	75,000	150,000	75,000	75,000	50	
Environment								Environment								
Coonamble Waste Depot - Depot Improvements	250,000	0	0	250,000	0	250,000	0	Tfr Reserve - Domestic Waste Management Reserve	473,929	0	0	473,929	0	473,929	0	
Levee Land - Land Matters	20,000	15,000	15,000	35,000	20,518	14,482	59	Tfr Reserve - Transport Reserve	20,000	15,000	15,000	35,000	20,518	14,482	59	
Public Order & Safety								Public Order & Safety								
Security Camera Upgrade	20,000	0	0	20,000	0	20,000	0									
Coonamble SES Station Project	0	190,650	190,650	190,650	11,701	176,979	7									
Cemetery								Cemetery								
Cemetery - Capital Improvement Program	22,000	0	0	22,000	0	22,000	0	Tfr Reserve - Housing Reserve	22,000	0	0	22,000	0	22,000	0	
Housing								Housing								
Purchase of land - Housing development	0	425,000	425,000	425,000	0	425,000	0	Tfr Reserve - Governance Reserve	0	500,000	500,000	500,000	0	500,000	0	
Housing Development - Preliminary costs	0	75,000	75,000	75,000	0	75,000	0									
Plant Acquisitions								Plant Acquisitions								
Plant Acquisitions Net	3,873,000	0	0	3,873,000	2,157,474	1,715,526	56	Tfr Reserve - Transport Reserve	3,873,000	0	0	3,873,000	2,157,474	1,715,526	56	
Tfr Reserve - Plant Fund	1,210,000	0	0	1,210,000	0	1,210,000	0									
Loan Repayments																
Principal on Loans	46,203	0	0	46,203	0	46,203	0									
Council Buildings								Council Buildings								
Specific Works - Operational Buildings	250,000	0	0	250,000	0	250,000	0	Tfr Reserve-Building & Premises Reserve	623,850	0	0	623,850	96,255	527,595	15	
SCC Grant Program - Museum Stables	50,231	0	0	50,231	0	50,231	0	SCC Grant Program - Grant Funds	50,231	12,714	12,714	62,945	0	62,945	0	
SCC Grant Program - Gulargambone Youth Centre	0	12,714	12,714	12,714	0	12,714	0	Tfr Reserve - Unspent Library Priority Grants	0	23,976	23,976	23,976	0	23,976	0	
Library LSP Grant Funds - Upgrades	15,000	23,976	23,976	38,976	0	38,976	0									
Renovations / Repairs - Coonamble Mens Shed	50,000	0	0	50,000	0	50,000	0									
Renovations / Repairs - Quambone Hall & Library	65,000	0	0	65,000	0	65,000	0									
Renovations / Repairs - Coonamble Aerodrome Terminal	40,000	0	0	40,000	0	40,000	0	Tfr Reserve-Building & Premises Reserve	40,000	0	0	40,000	0	40,000	0	
Renovations / Repairs - Crusher Plant and Change Room (Quarry)	30,000	0	0	30,000	0	30,000	0	Tfr Reserve - Mines Reserve	30,000	0	0	30,000	0	30,000	0	
Renovations / Repairs - Residential Premises	258,850	0	0	258,850	96,255	162,595	37									
Grant Program - RYIP Provision of Crisis Accommodation	1,950,250	(35,630)	(35,630)	1,914,620	0	1,914,620	0	Grant Program - RYIP Provision of Crisis Accommodation	1,950,250	(35,630)	(35,630)	1,914,620	0	1,914,620	0	
Sport and Recreation								Sport and Recreation								
SCCF4 -0492 Grant Program - Construction of Women's Changerooms	450,000	0	0	450,000	0	450,000	0	SCCF4 - 0492 Ladies Changerooms	450,000	0	0	450,000	0	450,000	0	
SCCF40958 Grant Program - Installation of Walking Loop	0	98,540	98,540	98,540	20,800	77,740	21	SCCF4 - 0958 Walking loop	0	23,540	23,540	23,540	20,800	2,740	88	
Establish Brigidine Sisters Garden	0	20,000	20,000	20,000	19,924	76	100	Tfr Reserve - Governance Reserve	0	75,000	75,000	75,000	0	75,000	0	
Coonamble Pool - Capital Renewal / Upgrade Program	466,957	0	0	466,957	0	466,957	0	Grant Funds - Recreational Facilities Upgrade (LRCI P4)	466,957	0	0	466,957	0	466,957	0	
Coonamble Showground Upgrades	25,000	0	0	25,000	0	25,000	0	Tfr Reserve - Recreation Reserve	25,000	10,000	10,000	35,000	0	35,000	0	
Grant Program (SCCF 5) - Gulargambone Sportsground Amenities Upgrad	520,000	0	0	520,000	0	520,000	0	Grant Funds (SCCF 5) - Gulargambone Sportsground Amenities	520,000	0	0	520,000	0	520,000	0	
Grant Program (SCCF 5) - Coonamble Tennis Court Upgrades	236,728	0	0	236,728	0	236,728	0	Grant Funds (SCCF 5) - Coonamble Tennis Court Upgrades	236,728	0	0	236,728	0	236,728	0	
FFCSFLU22_23-00041 -All Welcome to Play at Coonamble Sportsground	491,000	0	0	491,000	0	491,000	0	FFCSFLU22_23-00041 -All Welcome to Play at Coonamble Sportsground	491,000	0	0	491,000	0	491,000	0	
Quambone Tennis Courts - Upgrade to facilities (Joint Project)	0	45,000	45,000	45,000	0	45,000	0	Tfr Reserve - General Reserve	0	20,000	20,000	20,000	0	20,000	0	
McDonald Park - Construction of Refundia	0	22,500	22,500	22,500	0	22,500	0	Community contributions towards court upgrade	0	20,000	20,000	20,000	0	20,000	0	
								Tfr Reserve - General	0	23,703	23,703	23,703	0	23,703	0	

EXPENDITURE	ORIGINAL BUDGET 2023/24	Sept Review	Total Budget Changes	REVISED Budget	ACTUAL YTD	Remaining Budget	% EXPEND	INCOME	ORIGINAL BUDGET 2023/24	Sept Review	Total Budget Changes	REVISED Budget	ACTUAL YTD	Remaining Budget	% EXPEND
Transport & Communication								Transport & Communication							
Urban Roads - Betram Street Reconstruction Project	0	237,256	237,256	237,256	0	237,256	0	Loan Funds - Unspent	0	237,256	237,256	237,256	0	237,256	0
Urban Roads - Capital Renewal Program	200,000	0	0	200,000	0	200,000	0	Ytr Reserve - Transport Reserve	200,000	0	0	200,000	0	200,000	0
Unsealed Rural Roads - Reconstruction program	350,000	0	0	350,000	0	350,000	0	Ttr Reserve - Transport Reserve	350,000	0	0	350,000	0	350,000	0
Sealed Rural Local - Heavy Patch and Resealing program	200,000	0	0	200,000	0	200,000	0	Ttr Reserve - Transport Reserve	200,000	0	0	200,000	0	200,000	0
Regional Roads - Capital Renewal Program	550,472	0	0	550,472	0	550,472	0	Grant Funds - Fixing County Roads Program	506,875	0	0	506,875	0	506,875	0
Regional Roads - Capital Renewal Program - Warren Road upgrade	1,267,188	0	0	1,267,188	2,912	1,264,276	0	Grant Funds - R.O.S.I. - MR7515 Warren Road	506,875	0	0	506,875	0	506,875	0
Roads to Recover - Local Roads Renewal	209,636	91,760	91,760	301,396	0	301,396	0	Ttr Reserve - Unspent Roads to Recovery Grant Funds	0	91,760	91,760	91,760	0	91,760	0
Roads to Recovery - SR 86 Carinda Road - Unsealed Renewal	800,000	0	0	800,000	0	800,000	0	Grant Funds - Local Roads & Community Infrastructure -(LRCHP3)	0	1,729,090	1,729,090	1,729,090	0	1,729,090	0
Roads to Recovery - SR 26 Vafua Lane - Unsealed Renewal	350,000	0	0	350,000	0	350,000	0	Grant Funds - Local Roads & Community Infrastructure -(LRCHP4)	462,861	0	0	462,861	0	462,861	0
Roads to Recovery - SR 4 Emby Road - Unsealed Renewal	0	140,000	140,000	140,000	0	140,000	0	Ttr Reserve - Unspent Grant Funds	850,000	(850,000)	(850,000)	0	0	0	
Roads to Recovery - Construction of Traffic Islands	500,000	(140,000)	(140,000)	360,000	0	360,000	0	Ttr Reserve - Unspent Grant Funds (RRRLP/RRRF)	2,635,454	(166,441)	(166,441)	2,469,013	284,903	2,179,110	12
L.R.O.I. - R3 Grant Program - Box Ridge Road - Reconstruction	0	1,137,584	1,137,584	1,137,584	0	1,137,584	0	Ttr Reserve - Unspent Pothole Repair Grant Program	0	395,566	395,566	395,566	0	395,566	0
L.R.O.I. - R3 Grant Program - Gulargambone Road - Reconstruction	0	591,506	591,506	591,506	0	591,506	0	Grant Funds - Fixing Local Roads Rd 3	0	2,002,517	2,002,517	2,002,517	70,554	1,931,963	4
L.R.O.I. - P4 Grant Program - Transport Infrastructure Renewal	462,861	0	0	462,861	0	462,861	0	Grant Funds - Tooraweenah Road	13,000,000	0	0	13,000,000	0	13,000,000	0
NSW Local Govt Recovery Grant Program - Pilliga Road - Installation of Cu	850,000	150,000	150,000	1,000,000	0	1,000,000	0								
Regional and Local Roads Repair Program Expenses	2,635,454	(2,635,454)	(2,635,454)	0	0	0	0								
FLR R3 - SR86 Carinda Rd HP & Culverts	0	2,002,517	2,002,517	2,002,517	70,554	1,931,963	4								
Stormwater Drainage - Improvement Program for Coonamble	100,000	0	0	100,000	0	100,000	0								
Tooraweenah Road - Extension of Sealed length	13,000,000	0	0	13,000,000	1,859,960	11,140,040	14								
Flood Damage - Restoration of Roads Network	8,460,040	0	0	8,460,040	1,504,517	6,955,523	18								
Mining, Manufacturing & Const.								Mining, Manufacturing & Const.							
Ttr Reserve - Mines Reserve	131,000	0	0	131,000	32,750	98,250	25								
Ancillary Road Facilities															
Kerb & Gutter Construction WIP	75,000	0	0	75,000	0	75,000	0	Ttr Reserve - Transport Reserve	69,539	0	0	69,539	0	69,539	0
Footpaths Construction WIP	75,000	0	0	75,000	31,635	41,365	45	Ttr Reserve - Transport Reserve	75,000	0	0	75,000	31,635	41,365	45
Active Transport - Construction of Limerick St	0	452,082	452,082	452,082	0	452,082	0	Grant Funds - Active Transport Program	0	457,370	457,370	457,370	0	457,370	0
Economic Services								Economic Services							
Caravan Park Redevelopment - RNSW2225	0	177,604	177,604	177,604	0	177,604	0	Caravan Park Redevelopment - RNSW2225	0	177,604	177,604	177,604	0	177,604	0
Coonamble Caravan Park Upgrade	200,000	0	0	200,000	0	200,000	0	Ttr Reserve - Unspent Loan Funds	200,000	0	0	200,000	0	200,000	0
Coonamble CBD - Activation / Revitalisation Design Costs	293,169	(193,169)	(193,169)	100,000	0	100,000	0	Ttr Reserve - General Reserve	293,169	(293,169)	(293,169)	0	0	0	
Grant Program (SCCF5) - Coonamble Region Art Trail	0	235,035	235,035	235,035	0	235,035	0	Grant Funds (SCCF 5) - Coonamble Region Art Trail	0	235,035	235,035	235,035	0	235,035	0
Coonamble Mineral Spa- Design and development costs	200,000	0	0	200,000	0	200,000	0	Ttr Reserve - Corporate Reserve	200,000	0	0	200,000	0	200,000	0
Coonamble Saleyards - Renewal of facilities	50,000	0	0	50,000	20,412	29,588	41								
Grant Funds - Artesian Bathing Experience	1,100,000	0	0	1,100,000	0	1,100,000	0	Grant Funds - Artesian Bathing Experience	1,100,000	0	0	1,100,000	0	1,100,000	0
General Fund Non Operating Total	42,590,339	3,139,501	3,139,501	45,729,840	5,853,413	39,876,427	13	Total Capital General Fund	30,113,018	10,226,377	10,226,377	40,339,395	4,125,761	36,213,635	10

EXPENDITURE	ORIGINAL BUDGET 2023/24	Sept Review	Total Budget Changes	REVISED Budget	ACTUAL YTD	Remaining Budget	% EXPEND	INCOME	ORIGINAL BUDGET 2023/24	Sept Review	Total Budget Changes	REVISED Budget	ACTUAL YTD	Remaining Budget	% EXPEND
WATER FUND NON-OPERATING															
Coonamble Water Supply Capital Works								Coonamble Water Supply Capital Works							
Mains Replacement Program - Coonamble								Tfr Reserve - Water Fund	856,250	202,946	202,946	1,059,196	117,252	941,964	11
- Tooloon St.	120,000	0	0	120,000	0	120,000	0	Tfr Reserve - Unspent Grants Develop IWGM	50,604	1,063	1,063	51,667	0	51,667	0
- Maula St.	25,000	0	0	25,000	0	25,000	0								
- Wingadee St	300,000	0	0	300,000	0	300,000	0								
- Broad St	0	80,993	80,993	80,993	80,993	0	100								
- Back Gular Road	0	32,971	32,971	32,971	32,971	0	100								
WTP Improvements - Refining of Lagoon	250,000	0	0	250,000	0	250,000	0								
Construction of additional 5ML Reservoir	5,000,000	0	0	5,000,000	0	5,000,000	0	Grant Fund Income - Construct additional Reservoir	5,000,000	0	0	5,000,000	0	5,000,000	0
Coonamble - Meter replacement program (100 meters)	25,000	0	0	25,000	0	25,000	0								
Installation of Flow Meter	0	39,105	39,105	39,105	7,356	31,749	19	Grant income - Bulk Water Metering	0	29,356	29,356	29,356	0	29,356	0
WTP Improvements - Engineering report	0	60,000	60,000	60,000	0	60,000	0								
Coonamble Bore- Installation of flow meters & data loggers	0	70,900	70,900	70,900	0	70,900	0								
Quambone - WATER SUPPLY CAPITAL WORKS															
Mains Replacement - Quambone															
- Gidgerah Street	25,000	0	0	25,000	0	25,000	0								
- Tuska Street	65,000	0	0	65,000	0	65,000	0								
Quambone - Chlorine Residual Monitors	20,000	0	0	20,000	0	20,000	0								
Reservoir Improvements - Lockable Access water	20,000	0	0	20,000	0	20,000	0								
Quambone - Meter replacement program (25 meters)	6,250	0	0	6,250	0	6,250	0								
GULARGAMBONE - WATER SUPPLY CAPITAL WORKS															
Mains Replacement Program - Gulargambone								Tfr Reserve - Water Fund	171,500	31,750	31,750	203,250	525	202,725	0
- Kirban Street	60,000	0	0	60,000	0	60,000	0								
- Breealong Street	24,000	0	0	24,000	0	24,000	0								
Gulargambone - Chlorine Residual Monitors	35,000	0	0	35,000	0	35,000	0								
Gulargambone - Chlorine Scales and Auto changeover	40,000	0	0	40,000	0	40,000	0								
Installation of Flow Meter	0	73,348	73,348	73,348	7,358	65,990	10	Grant income - Bulk Water Metering	0	63,598	63,598	63,598	0	63,598	0
Installation of safety showers at 2 Bore sites	0	10,000	10,000	10,000	0	10,000	0								
Gulargambone Bores - Installation of ramps	0	12,000	12,000	12,000	0	12,000	0								
Gulargambone - Meter replacement program (50 meters)	12,500	0	0	12,500	0	12,500	0								
Loan Repayments															
Principal on Loans	0	0	0	0	0	0	0								
Total Water Fund Non-operating program	6,027,750	379,317	379,317	6,407,067	128,678	6,278,389	2	Total Water Fund Non-operating program	6,078,354	328,713	328,713	6,407,067	117,757	6,289,310	2
SEWERAGE FUND NON-OPERATING															
Coonamble Sewerage Capital Works								Coonamble Sewerage Capital Works							
Mains relining	250,000	0	0	250,000	0	250,000	0	Tfr Reserve - Sewer Fund	1,125,000	(225,000)	(225,000)	900,000	0	900,000	0
STP Replacement Option Report and Concept Design	250,000	0	0	250,000	32,615	217,385	13	SSWP 403 Grant Funding	0	225,000	225,000	225,000	32,615	192,385	14
Convert two Sewer Pump Stations to a wet well configuration	600,000	0	0	600,000	0	600,000	0								
Coonamble Sewer Treatment Plant - Equipment Renewal	25,000	0	0	25,000	0	25,000	0								
Gulargambone Sewerage Capital Works															
Gular Mains - Relining	100,000	0	0	100,000	0	100,000	0	Tfr Reserve - Sewer Fund	375,000	90,000	90,000	465,000	0	465,000	0
Gulargambone Sewer Treatment Plant - Tertiary Ponds	250,000	0	0	250,000	0	250,000	0								
Gulargambone Sewer Treatment Plant - Equipment Renewal	25,000	0	0	25,000	0	25,000	0								
Gulargambone Sewer Pump Station No 1 - Refurbishment	0	90,000	90,000	90,000	0	90,000	0								
Loan Repayments															
Principal on Loans	0	0	0	0	0	0	0								
Total Sewer Fund Non-operating program	1,500,000	90,000	90,000	1,590,000	32,615	1,557,385	2	Total Sewer Fund Non-operating program	1,500,000	90,000	90,000	1,590,000	32,615	1,557,385	2



Disclosures by Councillors and Designated Persons

Disclosure of pecuniary interests and other matters

by AKHAB KARAVOLA in respect of the period from
Full Name

1 July 22 to 30 June 23



Councillor's or designated person's signature

Approval for uploading a copy of this record to Council's website:

In accordance with section 6 of the Government Information (Public Access) Regulation 2018 (GIPA Act), the GIPA Act requires agencies make certain information publicly available; this includes the returns of the interests of Councillors and designated persons (see clause 1(2)(a) of Schedule 1).

A: Real Property		
Address of each parcel of real property in which I had an interest* at the return date** at any time during the return period		Nature of interest
[REDACTED] Parks St. Coonamble		owner
[REDACTED] and [REDACTED] Castlereagh St		Joint ownership
[REDACTED] Castlereagh St		Joint ownership
[REDACTED] Castlereagh St. Place of my business		Joint ownership
[REDACTED] Aberford St		Own by my wife
[REDACTED] Old Balhurst Road Blue Mountain		Joint ownership
B: Sources of Income		
*Sources of income I reasonably expect to receive from an occupation in the period commencing on the first day after the return date and ending on the following 30 June:		
**Sources of income I received from an occupation at any time during the return period:		
Description of occupation	Name and address of employer or description of office held (if applicable)	Name under which partnership conducted (if applicable)
Global Village Cafe		ALS Castlereagh diner
Kikiwake Cafe		ALS Castlereagh diner
Boubabeer and Lottery		
Rental incomes		



Disclosures by Councillors and Designated Persons

2 * Sources of income I reasonably expect to receive from a trust in the period commencing on the first day after the return date and ending on the following 30 June:
 *Sources of income I received from a trust during the return period:

Name and address of settler	Name and address of trustee

3 * Sources of other income I reasonably expect to receive in the period commencing on the first day after the return date and ending on the following 30 June:
 *Sources of other income I received at any time during the return period: (include description sufficient to identify the person from whom, or the circumstances in which, that income was received)

C. Gifts

Description of each gift I received at any time during the return period	Name and address of donor

D. Contributions to Travel

Name and address of each person who made any financial or other contribution to any travel undertaken by me at any time during the return period	Dates on which travel was undertaken	Name of States, Territories of the Commonwealth and overseas countries in which travel was taken



Disclosures by Councillors and Designated Persons

E. Interests and positions in corporations			
Name and address of each corporation in which I had an interest or held a position *at the return date/* at any time during the return period	Nature of interest (if any)	Description of position (if any)	Description of principal objects (if any) of corporation (except in case of listed company)
F. Positions in trade unions and professional or business associations			
Name of each trade union and each professional or business association in which I held any position (whether remunerated or not) *at the return date/* at any time during the return period		Description of positions	
G. Debts			
Name and address of each person to whom I was liable to pay any debt *at the return date/* at any time during the return period			
N A B			
H. Dispositions of property			
1 Particulars of each disposition of real property by me at any time during the return period as a result of which I retained, either wholly or in part, the use and benefit of the property or the right to re-acquire the property at a later time			
2 Particulars of each disposition of property to a person by any other person under arrangements made by me, being dispositions made at any time during the return period, as a result of which I obtained, either wholly or in part, the use and benefit of the property			



Disclosures by Councillors and Designated Persons

I. Discretionary disclosures

D



Disclosures by Councillors and Designated Persons

Local Government (General) Regulation 2005

Schedule 3 Form of return – disclosure of interest
(Clauses 180 – 183 and 182)

Local Government Act 1993

Disclosures by Councillors and Designated Persons Return

1. The pecuniary interest and other matters to be disclosed in this return are prescribed by Part 8 of this Regulation.
2. If this return is the first return required to be submitted by you after attaining the position of councillor or designated person, do not complete Parts C, D and H of the return. All other parts of the return should be completed with appropriate information as at the return date on which you attained that position.

If this return is not the first return required to be submitted by you after attaining that position, all Parts of the return should be completed with appropriate information for the relevant return period since the last return, that is, the period from the return date of the last return to 30 June in this year or the period from the end of the last return period to 30 June in this year (whichever is appropriate).

3. The particulars required to complete this form are to be written block letters or typed.
4. If any space is insufficient in this form for all the particulars required to complete it, an appendix is to be attached for that purpose which is properly identified and signed by you.
5. If there are no pecuniary interest or other matters of the kind required to be disclosed under a particular main heading in this form, the word "NIL" is to be placed in an appropriate space under that heading.
6. "*" means delete whichever is inapplicable.

Important information

This information is being collected for the purpose of compliance with section 449 of the *Local Government Act 1993*. You must not lodge a return that you know or ought reasonable to know is false or misleading in a material particular. Complaints made about contraventions of these requirements may be referred to the Local Government Pecuniary Interest Tribunal.

The information collected on this form will be kept by the General Manager at the Council Chambers in a register of returns. Everyone is entitled to inspect the register of returns free of charge. You may correct or update the information contained in the register of returns by submitting a fresh return at any time.



Disclosures by Councillors and Designated Persons






Disclosure of pecuniary interests and other matters:

by Brian Somerville in respect of the period from
Full Name

1 July _____ to 30 June _____


 Councillor's or designated person's signature

Approval for uploading a copy of this record to Council's website:
 In accordance with section 6 of the Government Information (Public Access) Regulation 2018 (GIPA Act), the GIPA Act requires agencies make certain information publicly available, this includes the returns of the interests of Councillors and designated persons (see clause 1(2)(a) of Schedule 1).

A: Real Property		
Address of each parcel of real property in which I had an interest "at the return date/" at any time during the return period		Nature of interest
 CASTLEKEIGH ST COONAMBLE		OWNER
 CASTLEREACH ST COONAMBLE		OWNER
 CASTLEREACH ST COONAMBLE		OWNER
 TOOLONG ST COONAMBLE		OWNER
B: Sources of Income		
1 *Sources of income I reasonably expect to receive from an occupation in the period commencing on the first day after the return date and ending on the following 30 June:		
*Sources of income I received from an occupation at any time during the return period:		
Description of occupation	Name and address of employer or description of office held (if applicable).	Name under which partnership conducted (if applicable)
SHOT PROVISION	 CASTLEREACH ST CRO	



Disclosures by Councillors and Designated Persons

2* Sources of income I reasonably expect to receive from a trust in the period commencing on the first day after the return date and ending on the following 30 June:
 *Sources of income I received from a trust during the return period:

Name and address of settler	Name and address of trustee

3* Sources of other income I reasonably expect to receive in the period commencing on the first day after the return date and ending on the following 30 June:
 *Sources of other income I received at any time during the return period: *(Include description sufficient to identify the person from whom, or the circumstances in which, that income was received)*

C. Gifts

Description of each gift I received at any time during the return period	Name and address of donor

D. Contributions to Travel

Name and address of each person who made any financial or other contribution to any travel undertaken by me at any time during the return period	Dates on which travel was undertaken	Name of States, Territories of the Commonwealth and overseas countries in which travel was taken



Disclosures by Councillors and Designated Persons

I. Discretionary disclosures



Disclosures by Councillors and Designated Persons

Local Government (General) Regulation 2005

Schedule 3 Form of return – disclosure of interest
(Clauses 180 – 183 and 192)

Local Government Act 1993

Disclosures by Councillors and Designated Persons Return

1. The pecuniary interest and other matters to be disclosed in this return are prescribed by Part 8 of this Regulation.
2. If this return is the first return required to be submitted by you after attaining the position of councillor or designated person, do not complete Parts C, D and H of the return. All other parts of the return should be completed with appropriate information as at the return date on which you attained that position.

If this return is not the first return required to be submitted by you after attaining that position, all Parts of the return should be completed with appropriate information for the relevant return period since the last return, that is, the period from the return date of the last return to 30 June in this year or the period from the end of the last return period to 30 June in this year (whichever is appropriate).

3. The particulars required to complete this form are to be written block letters or typed.
4. If any space is insufficient in this form for all the particulars required to complete it, an appendix is to be attached for that purpose which is properly identified and signed by you.
5. If there are no pecuniary interest or other matters of the kind required to be disclosed under a particular main heading in this form, the word "NIL" is to be placed in an appropriate space under that heading.
6. "*" means delete whichever is inapplicable.

Important Information

This information is being collected for the purpose of compliance with section 449 of the *Local Government Act 1993*. You must not lodge a return that you know or ought reasonable to know is false or misleading in a material particular. Complaints made about contraventions of these requirements may be referred to the Local Government Pecuniary Interest Tribunal.

The information collected on this form will be kept by the General Manager at the Council Chambers in a register of returns. Everyone is entitled to inspect the register of returns free of charge. You may correct or update the information contained in the register of returns by submitting a fresh return at any time.



Disclosures by Councillors and Designated Persons

Disclosure of pecuniary interests and other matters

by Karen Maree Churchill in respect of the period from
Full Name

1 July 2022 to 30 June 2023


 Councillor's or designated person's signature

Approval for uploading a copy of this record to Council's website:
 In accordance with section 6 of the Government Information (Public Access) Regulation 2018 (GIPA Act), the GIPA Act requires agencies make certain information publicly available, this includes the returns of the interests of Councillors and designated persons (see clause 1(2)(a) of Schedule 1).

A: Real Property		
Address of each parcel of real property in which I had an interest *at the return date/* at any time during the return period	Nature of interest	
█ <u>Calga St Coonamble</u>	<u>Owner</u>	
█ <u>1100 St Coonamble</u>	<u>Owner</u>	
█ <u>Kobbin's Block Coonamble</u>	<u>Owner</u>	
█ <u>Townsend St Coonamble</u>	<u>Owner</u>	
B: Sources of Income		
1 *Sources of income I reasonably expect to receive from an occupation in the period commencing on the first day after the return date and ending on the following 30 June:		
*Sources of income I received from an occupation at any time during the return period:		
Description of occupation	Name and address of employer or description of office held (if applicable).	Name under which partnership conducted (if applicable)
<u>KMC Spraying Oiling & Support Worker</u>	█ <u>Calga St Coonamble</u>	
<u>KM & M Churchill Pship</u>	█ <u>Calga St Coonamble</u>	



Disclosures by Councillors and Designated Persons

10/23

<p>2* Sources of income I reasonably expect to receive from a trust in the period commencing on the first day after the return date and ending on the following 30 June: *Sources of income I received from a trust during the return period:</p>		
Name and address of settler	Name and address of trustee	
<p>3* Sources of other income I reasonably expect to receive in the period commencing on the first day after the return date and ending on the following 30 June: *Sources of other income I received at any time during the return period: (Include description sufficient to identify the person from whom, or the circumstances in which, that income was received)</p>		
<p>C. Gifts</p>		
Description of each gift I received at any time during the return period:	Name and address of donor	
<p>D. Contributions to Travel</p>		
Name and address of each person who made any financial or other contribution to any travel undertaken by me at any time during the return period:	Dates on which travel was undertaken	Name of States, Territories of the Commonwealth and overseas countries in which travel was taken



Disclosures by Councillors and Designated Persons

E. Interests and positions in corporations

Name and address of each corporation in which I had an interest or held a position "at the return date"/"at any time during the return period"	Nature of interest (if any)	Description of position (if any)	Description of principal objects (if any) of corporation (except in case of listed company)
/			
/			
/			
/			

F. Positions in trade unions and professional or business associations

Name of each trade union and each professional or business association in which I held any position (whether remunerated or not) "at the return date"/"at any time during the return period"	Description of positions
/	
/	
/	
/	

G. Debts

Name and address of each person to whom I was liable to pay any debt "at the return date"/"at any time during the return period"

CBA
WAS
REPAID

H. Dispositions of property

1 Particulars of each disposition of real property by me at any time during the return period as a result of which I retained, either wholly or in part, the use and benefit of the property or the right to re-acquire the property at a later time

2 Particulars of each disposition of property to a person by any other person under arrangements made by me, being dispositions made at any time during the return period, as a result of which I obtained, either wholly or in part, the use and benefit of the property



Disclosures by Councillors and Designated Persons

Local Government (General) Regulation 2005

Schedule 3 Form of return – disclosure of interest
(Clauses 180 – 183 and 192)

Local Government Act 1993

Disclosures by Councillors and Designated Persons Return

1. The pecuniary interest and other matters to be disclosed in this return are prescribed by Part 8 of this Regulation.
2. If this return is the first return required to be submitted by you after attaining the position of councillor or designated person, do not complete Parts C, D and H of the return. All other parts of the return should be completed with appropriate information as at the return date on which you attained that position.

If this return is not the first return required to be submitted by you after attaining that position, all Parts of the return should be completed with appropriate information for the relevant return period since the last return, that is, the period from the return date of the last return to 30 June in this year or the period from the end of the last return period to 30 June in this year (whichever is appropriate).

3. The particulars required to complete this form are to be written block letters or typed.
4. If any space is insufficient in this form for all the particulars required to complete it, an appendix is to be attached for that purpose which is properly identified and signed by you.
5. If there are no pecuniary interest or other matters of the kind required to be disclosed under a particular main heading in this form, the word "NIL" is to be placed in an appropriate space under that heading.
6. "*" means delete whichever is inapplicable.

Important information

This information is being collected for the purpose of compliance with section 449 of the *Local Government Act 1993*. You must not lodge a return that you know or ought reasonable to know is false or misleading in a material particular. Complaints made about contraventions of these requirements may be referred to the Local Government Pecuniary Interest Tribunal.

The information collected on this form will be kept by the General Manager at the Council Chambers in a register of returns. Everyone is entitled to inspect the register of returns free of charge. You may correct or update the information contained in the register of returns by submitting a fresh return at any time.



Disclosures by Councillors and Designated Persons

PRIMARY RETURN

Disclosure of pecuniary interests and other matters

by PATRICK DUKES COOPER
Full Name

as at COONAMBLE 9.8.23
Date


Councillor's or designated person's signature 9.8.23
Date

Approval for uploading a copy of this record to Council's website:
In accordance with section 6 of the Government Information (Public Access) Regulation 2018 (GIPA Act), the GIPA Act requires agencies make certain information publicly available, this includes the returns of the interests of Councillors and designated persons (see clause 1(2)(a) of Schedule 1).

A. Real Property		
Address of each parcel of real property in which I had an interest *at the return date/*at any time during the return period	Nature of interest	
	NIL	
B. Sources of income		
† *Sources of income I reasonably expect to receive from an occupation in the period commencing on the first day after the return date and ending on the following 30 June: *Sources of income I received from an occupation at any time during the return period:		
Description of occupation	Name and address of employer or description of office held (if applicable)	Name under which partnership conducted (if applicable)



Disclosures by Councillors and Designated Persons

2 *Sources of income I reasonably expect to receive from a trust in the period commencing on the first day after the return date and ending on the following 30 June:
 *Sources of income I received from a trust during the return period:

Name and address of settler	Name and address of trustee
NIL	

3 *Sources of other income I reasonably expect to receive in the period commencing on the first day after the return date and ending on the following 30 June:
 *Sources of other income I received at any time during the return period:
 [Include description sufficient to identify the person from whom, or the circumstances in which, that income was received]

NIL	

C. Gifts

Description of each gift I received at any time during the return period	Name and address of donor
NIL	

D. Contributions to travel

Name and address of each person who made any financial or other contribution to any travel undertaken by me at any time during the return period	Dates on which travel was undertaken	Name of States, Territories of the Commonwealth and overseas countries in which travel was undertaken
NIL		



Disclosures by Councillors and Designated Persons

E. Interests and positions in corporations			
Name and address of each corporation in which I had an interest or held a position *at the return date/*at any time during the return period	Nature of interest (if any)	Description of position (if any)	Description of principal objects (if any) of corporation (except in case of listed company)
<i>NIL</i>			
F. Positions in trade unions and professional or business associations			
Name of each trade union and each professional or business association in which I held any position (whether remunerated or not) *at the return date/*at any time during the return period		Description of position	
<i>NIL</i>			
G. Debts			
Name and address of each person to whom I was liable to pay any debt *at the return date/*at any time during the return period			
<i>NIL</i>			
H. Dispositions of property			
Particulars of each disposition of real property by me at any time during the return period as a result of which I retained, either wholly or in part, the use and benefit of the property or the right to re-acquire the property at a later time			
<i>NIL</i>			



Disclosures by Councillors and Designated Persons

2 * Sources of income I reasonably expect to receive from a trust in the period commencing on the first day after the return date and ending on the following 30 June:
 *Sources of income I received from a trust during the return period:

Name and address of settler	Name and address of trustee

3 * Sources of other income I reasonably expect to receive in the period commencing on the first day after the return date and ending on the following 30 June:
 *Sources of other income I received at any time during the return period: *(Include description sufficient to identify the person from whom, or the circumstances in which, that income was received)*

C. Gifts

Description of each gift I received at any time during the return period	Name and address of donor

D. Contributions to Travel

Name and address of each person who made any financial or other contribution to any travel undertaken by me at any time during the return period	Dates on which travel was undertaken	Name of States, Territories of the Commonwealth and overseas countries in which travel was taken



Disclosures by Councillors and Designated Persons

E. Interests and positions in corporations

Name and address of each corporation in which I had an interest or held a position *at the return date/*at any-time during the return period	Nature of interest (if any)	Description of position (if any)	Description of principal objects (if any) of corporation (except in case of listed company)

F. Positions in trade unions and professional or business associations

Name of each trade union and each professional or business association in which I held any position (whether remunerated or not) *at the return date/* at any time during the return period	Description of positions

G. Debts

Name and address of each person to whom I was liable to pay any debt *at the return date/* at any time during the return period
COMA BANK

H. Dispositions of property

1 Particulars of each disposition of real property by me at any time during the return period as a result of which I retained, either wholly or in part, the use and benefit of the property or the right to re-acquire the property at a later time

CASTLETON Street COONAMBLE

2 Particulars of each disposition of property to a person by any other person under arrangements made by me, being dispositions made at any time during the return period, as a result of which I obtained, either wholly or in part, the use and benefit of the property



Disclosures by Councillors and Designated Persons

I. Discretionary disclosures



Disclosures by Councillors and Designated Persons

Local Government (General) Regulation 2005

Schedule 3 Form of return – disclosure of interest
(Clauses 180 – 183 and 192)

Local Government Act 1993

Disclosures by Councillors and Designated Persons Return

1. The pecuniary interest and other matters to be disclosed in this return are prescribed by Part 8 of this Regulation.
2. If this return is the first return required to be submitted by you after attaining the position of councillor or designated person, do not complete Parts C, D and H of the return. All other parts of the return should be completed with appropriate information as at the return date on which you attained that position.

If this return is not the first return required to be submitted by you after attaining that position, all Parts of the return should be completed with appropriate information for the relevant return period since the last return, that is, the period from the return date of the last return to 30 June in this year or the period from the end of the last return period to 30 June in this year (whichever is appropriate).

3. The particulars required to complete this form are to be written block letters or typed.
4. If any space is insufficient in this form for all the particulars required to complete it, an appendix is to be attached for that purpose which is properly identified and signed by you.
5. If there are no pecuniary interest or other matters of the kind required to be disclosed under a particular main heading in this form, the word "NIL" is to be placed in an appropriate space under that heading.
6. "*" means delete whichever is inapplicable.

Important information

This information is being collected for the purpose of compliance with section 449 of the *Local Government Act 1993*. You must not lodge a return that you know or ought reasonable to know is false or misleading in a material particular. Complaints made about contraventions of these requirements may be referred to the Local Government Pecuniary Interest Tribunal.

The information collected on this form will be kept by the General Manager at the Council Chambers in a register of returns. Everyone is entitled to inspect the register of returns free of charge. You may correct or update the information contained in the register of returns by submitting a fresh return at any time.



Disclosures by Councillors and Designated Persons

Disclosure of pecuniary interests and other matters

by Adam Cohen in respect of the period from

Full Name

1 July to 30 June



Councillor's or designated person's signature

Approval for uploading a copy of this record to Council's website:

In accordance with section 6 of the Government Information (Public Access) Regulation 2018 (GIPA Act), the GIPA Act requires agencies make certain information publicly available, this includes the returns of the interests of Councillors and designated persons (see clause 1(2)(a) of Schedule 1).

A: Real Property		
Address of each parcel of real property in which I had an interest* at the return date/ at any time during the return period	Nature of interest	
Nash Street	Owner	
B: Sources of Income		
*Sources of income I reasonably expect to receive from an occupation in the period commencing on the first day after the return date and ending on the following 30 June: *Sources of income I received from an occupation at any time during the return period:		
Description of occupation	Name and address of employer or description of office held (if applicable)	Name under which partnership conducted (if applicable)
Clontarf foundation	Coonamble High School	
Coonamble pool	Coonamble swimming pool	Damien Lee
Coonamble pre school	Dubbo st	



Disclosures by Councillors and Designated Persons

--	--	--

2.* Sources of income I reasonably expect to receive from a trust in the period commencing on the first day after the return date and ending on the following 30 June:
 *Sources of income I received from a trust during the return period:

Name and address of settler	Name and address of trustee
N/A	

3.* Sources of other income I reasonably expect to receive in the period commencing on the first day after the return date and ending on the following 30 June:
 *Sources of other income I received at any time during the return period: (include description sufficient to identify the person from whom, or the circumstances in which, that income was received)

N/A

C. Gifts

Description of each gift I received at any time during the return period	Name and address of donor
NO GIFTS	

D. Contributions to Travel

Name and address of each person who made any financial or other contribution to any travel undertaken by me at any time during the return period	Dates on which travel was undertaken	Name of States, Territories of the Commonwealth and overseas countries in which travel was taken
N/A		



Disclosures by Councillors and Designated Persons

E. Interests and positions in corporations			
Name and address of each corporation in which I had an interest or held a position *at the return date/*at any time during the return period	Nature of interest (if any)	Description of position (if any)	Description of principal objects (if any) of corporation (except in case of listed company)
N/A			
F. Positions in trade unions and professional or business associations			
Name of each trade union and each professional or business association in which I held any position (whether remunerated or not) *at the return date/* at any time during the return period	Description of positions		
N/A			
G. Debts			
Name and address of each person to whom I was liable to pay any debt *at the return date/* at any time during the return period			
N/A			
H. Dispositions of property			
1 Particulars of each disposition of real property by me at any time during the return period as a result of which I retained, either wholly or in part, the use and benefit of the property or the right to reacquire the property at a later time.			
N/A			
2 Particulars of each disposition of property to a person by any other person under arrangements made by me, being dispositions made at any time during the return period, as a result of which I obtained, either wholly or in part, the use and benefit of the property			
N/A			



Disclosures by Councillors and Designated Persons

I. Discretionary disclosures
NA



Disclosures by Councillors and Designated Persons

Local Government (General) Regulation 2005

Schedule 3 Form of return – disclosure of interest
(Clauses 180 – 183 and 192)

Local Government Act 1993

Disclosures by Councillors and Designated Persons Return

1. The pecuniary interest and other matters to be disclosed in this return are prescribed by Part 8 of this Regulation.
2. If this return is the first return required to be submitted by you after attaining the position of councillor or designated person, do not complete Parts C, D and H of the return. All other parts of the return should be completed with appropriate information as at the return date on which you attained that position.

If this return is not the first return required to be submitted by you after attaining that position, all Parts of the return should be completed with appropriate information for the relevant return period since the last return, that is, the period from the return date of the last return to 30 June in this year or the period from the end of the last return period to 30 June in this year (whichever is appropriate).

3. The particulars required to complete this form are to be written block letters or typed.
4. If any space is insufficient in this form for all the particulars required to complete it, an appendix is to be attached for that purpose which is properly identified and signed by you.
5. If there are no pecuniary interest or other matters of the kind required to be disclosed under a particular main heading in this form, the word "NIL" is to be placed in an appropriate space under that heading.
6. "*" means delete whichever is inapplicable.

Important information

This information is being collected for the purpose of compliance with section 449 of the *Local Government Act 1993*. You must not lodge a return that you know or ought reasonable to know is false or misleading in a material particular. Complaints made about contraventions of these requirements may be referred to the Local Government Pecuniary Interest Tribunal.

The information collected on this form will be kept by the General Manager at the Council Chambers in a register of returns. Everyone is entitled to inspect the register of returns free of charge. You may correct or update the information contained in the register of returns by submitting a fresh return at any time.

DISCLOSURE OF INTERESTS FORM

REQUIRED TO BE LODGED UNDER CLAUSE 4.21
OF THE MODEL CODE OF CONDUCT FOR
LOCAL COUNCILS IN NSW



Disclosure of pecuniary interests and other matters by *(full name of councillor or designated person)*
as at *(return date)* in respect to the period from *(date)* to *(date)*

Signed: [Redacted]
Date: *(date)*

A. Real Property

Street address of each parcel of real property in which I had an interest at the return date and at any time since 30 June	Nature of interest
<i>Properties along Torranean Rd (details) Phillipbank Torranean Rd [Redacted] Torranean Rd [Redacted] home Rd [Redacted] Georgian Rd</i>	<i>Farming stock and Crops.</i>

B. Sources of income

1. Sources of income I:
- reasonably expect to receive from an occupation in the period commencing on the first day after the return date and ending on the following 30 June, and
 - received from an occupation at any time since 30 June:

Description of occupation	Name and address of employer or description of office held (if applicable)	Name under which partnership conducted (if applicable)
<i>Farming Grain + Stock farming Shire Council councillor fees Shire Council travel fee</i>	<i>[name and address] Willowdown Rd. Alce Sydney (share)</i>	<i>Karrinna Farming GE + BS Deans Hunt sandstone share farming Geographical Shire Council.</i>

Ordinary Council Meeting Agenda

12 July 2023

2. Sources of income I:

- reasonably expect to receive from a trust in the period commencing on the first day after the return date and ending on the following 30 June, and
- received from a trust since 30 June:

Name and address of settlor	Name and address of trustee
{name and address}	{name and address}

3. Sources of other income I reasonably expect to receive in the period commencing on the first day after the return date and ending on the following 30 June:

Source	Amount
{source}	{amount}

C. Gifts

Description of each gift I received at any time since 30 June	Name and address of donor
{details}	{name and address}

D. Contributions to travel

Name and address of each person who made any financial or other contribution to any travel undertaken by me at any time since 30 June	Dates on which travel was undertaken	Names of states and territories of the Commonwealth and overseas countries in which travel was undertaken
{name and address} Cecilia M. Shine.	{dates} Monthly meeting	{names} Kemira to Coonamble Coonamble to Cudgelga.

E. Interests and positions in corporations

Name and address of each corporation in which I had an interest or held a position at the return date and at any time since 30 June	Nature of interest (if any)	Description of position (if any)	Description of principal objects (if any) of corporation (except in case of listed company)
<i>[name and address]</i> NSW Farmers Coonamble Branch.	<i>[details]</i>	<i>[details]</i> Chair person	Country people

F. Property development

Were you a property developer or a close associate of a property developer on the return date?

[Yes/No]
 No

G. Positions in trade unions and professional or business associations

Name of each trade union and each professional or business association in which I held any position (whether remunerated or not) at the return date and at any time since 30 June	Description of position
<i>[name]</i>	<i>[details]</i>

H. Debts

Name and address of each person to whom I was liable to pay any debts at the return date and at any time since 30 June
<i>[name]</i> NAB Bank
Coonamble Business Monthly accounts to about 20
Time Right Riders Better Care Chemist Warrulo Clevers Nation
@Coonamble

I. Disposition of property

1. Particulars of each disposition of real property by me (including the street address of the affected property) at any time since 30 June as a result of which I retained, either wholly or in part, the use and benefit of the property or the right to re-acquire the property at a later time

(details) *NILL*

2. Particulars of each disposition of property to a person by any other person under arrangements made by me (including the street address of the affected property), being dispositions made at any time since 30 June, as a result of which I obtained, either wholly or in part, the use and benefit of the property

(details) *NILL*

J. Discretionary disclosures


(details) *We buy gravel from Shire Pit.
and sell cattle at Shire Sale Yards.*

COONAMBLE SHIRE COUNCIL Disclosures by Councillors and Designated Persons
PRIMARY RETURN

Disclosure of pecuniary interests and other matters







by Tim HORAN
Full Name

as at 30 June 2023
Date


Councillor's or designated person's signature

16/9/23
Date

Approval for uploading a copy of this record to Council's website:
 In accordance with section 6 of the Government Information (Public Access) Regulation 2018 (GIPA Act), the GIPA Act requires agencies make certain information publicly available, this includes the returns of the interests of Councillors and designated persons (see clause 1(2)(a) of Schedule 1).

A. Real Property		
Address of each parcel of real property in which I had an interest *at the return date*/at any time during the return period	Nature of interest	
 CARINA RD COONAMBLE	OWNER	
 ABERFARL ST COONAMBLE	OWNER	
 WINDHAEVE ST COONAMBLE	OWNER	
 PAGEE TERRACE COONAMBLE	OWNER	
 TROLOON ST	"	
 ABERFARL - MOTEL	LEASER	

B. Sources of income		
1 *Sources of income I reasonably expect to receive from an occupation in the period commencing on the first day after the return date and ending on the following 30 June:		
*Sources of income I received from an occupation at any time during the return period:		
Description of occupation	Name and address of employer or description of office held (if applicable)	Name under which partnership conducted (if applicable)
SELF EMPLOYED	SELF	
	MOTEL/FARM	

2 *Sources of income I reasonably expect to receive from a trust in the period commencing on the first day after the return date and ending on the following 30 June:	
*Sources of income I received from a trust during the return period:	
Name and address of settler	Name and address of trustee

<p>S. *Sources of other income I reasonably expect to receive in the period commencing on the first day after the return date and ending on the following 30 June: *Sources of other income I received at any time during the return period: (Include description sufficient to identify the person from whom, or the circumstances in which, that income was received)</p>			
<p>ECM - MURROU</p>			
<p>C. Gifts</p>			
<p>Description of each gift I received at any time during the return period</p>	<p>Name and address of donor</p>		
<p>NIL</p>			
<p>D. Contributions to travel</p>			
<p>Name and address of each person who made any financial or other contribution to any travel undertaken by me at any time during the return period</p>	<p>Dates on which travel was undertaken</p>	<p>Name of States, Territories of the Commonwealth and overseas countries in which travel was undertaken</p>	
<p>NIL</p>			
<p>E. Interests and positions in corporations</p>			
<p>Name and address of each corporation in which I had an interest or held a position *at the return date/*at any time during the return period</p>	<p>Nature of interest (if any)</p>	<p>Description of position (if any)</p>	<p>Description of principal objects (if any) of corporation (except in case of listed company)</p>
<p>NIL</p>			
<p>F. Positions in trade unions and professional or business associations</p>			
<p>Name of each trade union and each professional or business association in which I held any position (whether remunerated or not) *at the return date/*at any time during the return period</p>		<p>Description of position</p>	
<p>NIL</p>			
<p>G. Debts</p>			
<p>Name and address of each person to whom I was liable to pay any debt *at the return date/*at any time during the return period</p>			

If this return is not the first return required to be submitted by you after attaining that position, all Parts of the return should be completed with appropriate information for the relevant return period since the last return, that is, the period from the return date of the last return to 30 June in this year or the period from the end of the last return period to 30 June in this year (whichever is appropriate).

- 3 The particulars required to complete this form are to be written in block letters or typed.
- 4 If any space is insufficient in this form for all the particulars required to complete it, an appendix is to be attached for that purpose which is properly identified and signed by you.
- 5 If there are no pecuniary interests or other matters of the kind required to be disclosed under a particular main heading in this form, the word "NIL" is to be placed in an appropriate space under that heading.
- 6 "" means delete whichever is inapplicable.

Important information

This information is being collected for the purpose of compliance with section 449 of the Local Government Act 1993. You must not lodge a return that you know or ought reasonably to know is false or misleading in a material particular. Complaints made about contraventions of these requirements may be referred to the Local Government Pecuniary Interest Tribunal.

The information collected on this form will be kept by the general manager at the council chambers in a register of returns. Everyone is entitled to inspect the register of returns free of charge. You may correct or update the information contained in the register of returns by submitting a fresh return at any time.

- 1 of 5 -



Disclosures by Councillors and Designated Persons



Disclosure of pecuniary interests and other matters

by WILLIAM R. FISHER in respect of the period from:
Full Name

1 July 2022 to 30 June 2023


Councillor's or designated person's signature

Approval for uploading a copy of this record to Council's website:
 In accordance with section 6 of the Government Information (Public Access) Regulation 2018 (GIPA Act), the GIPA Act requires agencies make certain information publicly available, this includes the returns of the interests of Councillors and designated persons (see clause 1(2)(a) of Schedule 1).

A: Real Property		
Address of each parcel of real property in which I had an interest *at the return date* at any time during the return period	Nature of interest	
 <u>ERMIALE RD COONAMBLE</u>	<u>OWNER</u>	
 <u>COONAMBOONA RD COONAMBLE</u>	<u>OWNER</u>	
B: Sources of Income		
1 *Sources of income I reasonably expect to receive from an occupation in the period commencing on the first day after the return date and ending on the following 30 June:		
*Sources of income I received from an occupation at any time during the return period:		
Description of occupation	Name and address of employer or description of office held (if applicable)	Name under which partnership conducted (if applicable)
<u>FARMING & GRAZING</u>		<u>ANVIL FISHER</u>
<u>COUNCILLOR</u>	<u>COONAMBLE SHIRE COUNCIL</u>	
<u>COUNCILLOR</u>	<u>CASTLEMEAD MACQUARIE COUNTY COUNCIL</u>	

FINANCIAL DETAILS

NOTE: The Seller should obtain legal and financial advice about GST to avoid potential financial consequences.

GST

Has the Seller obtained financial advice as to whether GST is applicable? Yes No

Has the Seller confirmed GST is applicable? Yes No

SOLICITOR'S DETAILS FOR CLIENT

NAME:

REF:

CONTACT:

ADDRESS:

SUBURB:

STATE:

POSTCODE:

PHONE:

MOBILE:

FAX:

EMAIL:

To be provided to the Agent by the Client at a later date as not known by the Client when entering into this Agreement.

UNIT USE ONLY

Body Corporate Fees (Inc Sinking Fund): \$

Period:

Floor level:

Lift:

Yes

No

(select one)

Section 206 Disclosure Statement has been requested by Client from the body corporate manager, or will be at a later date prior to the buyer signing a contract.

INITIALS (Note: initials not required if signed with Electronic Signature)

INITIAL



Disclosures by Councillors and Designated Persons

2 * Sources of income I reasonably expect to receive from a trust in the period commencing on the first day after the return date and ending on the following 30 June:
 *Sources of income I received from a trust during the return period:

Name and address of settler	Name and address of trustee

3 * Sources of other income I reasonably expect to receive in the period commencing on the first day after the return date and ending on the following 30 June:
 *Sources of other income I received at any time during the return period: (Include description sufficient to identify the person from whom, or the circumstances in which, that income was received)

SHARE DIVIDENDS IN PUBLIC LISTED COMPANIES.

C. Gifts

Description of each gift I received at any time during the return period	Name and address of donor

D. Contributions to Travel

Name and address of each person who made any financial or other contribution to any travel undertaken by me at any time during the return period	Dates on which travel was undertaken	Name of States, Territories of the Commonwealth and overseas countries in which travel was taken



Disclosures by Councillors and Designated Persons

E. Interests and positions in corporations

Name and address of each corporation in which I had an interest or held a position *at the return date/*at any-time during the return period	Nature of interest (if any)	Description of position (if any)	Description of principal objects (if any) of corporation (except in case of listed company)
/			

F. Positions in trade unions and professional or business associations

Name of each trade union and each professional or business association in which I held any position (whether remunerated or not) *at the return date/* at any time during the return period	Description of positions
/	

G. Debts

Name and address of each person to whom I was liable to pay any debt *at the return date/* at any time during the return period

RURAL BANK (BENALGO BANK)	[REDACTED]
R.I.C.	[REDACTED]

H. Dispositions of property

1 Particulars of each disposition of real property by me at any time during the return period as a result of which I retained, either wholly or in part, the use and benefit of the property or the right to re-acquire the property at a later time

/	

2 Particulars of each disposition of property to a person by any other person under arrangements made by me, being dispositions made at any time during the return period, as a result of which I obtained, either wholly or in part, the use and benefit of the property

/	



Attachment A – Related Party Disclosure by Key Management Personnel

Private and Confidential	
Related Party Declaration by Key Management Personnel (KMP)	
Name of Key Management Person:	Barbara Deans
Position of Key Management Person:	partner
List details of close family member, entities that are controlled/jointly controlled by you and entities that are controlled/jointly controlled by close family members <i>(Please refer to definitions in Related Party Disclosures Policy and consider the additional guidance provided in the Privacy Collection notice for KMP)</i>	
Name of person or entity	Relationship
Gaffney Deans	Husband
Tallah Loden	Daughter
Ricky Loden	Son in law
Nathaniel Deans	Son
London Deans	Son
Molly Deans	daughter in law
I, <u>Barbara Deans</u> (insert full name), <u>partner</u> (insert position) declare that that the above list includes all my close family members and the entities controlled, or jointly controlled, by myself or my close family members. I make this declaration after reading the Council's Related Party Disclosures Policy which details the meaning of the words 'close family members' and 'entities controlled, or jointly controlled, by myself or my close family members'.	
Declared at:	<u>Kamajira</u> (insert place)
on the	<u>28 August 2023</u> (insert date)
Signature of KMP:	



Attachment A – Related Party Disclosure by Key Management Personnel

RELATED PARTY TRANSACTIONS
NOTIFICATION BY

KEY MANAGEMENT PERSONNEL

Name of Key Management Person: Barbara Deans

Position of Key Management Person: Partner

Please read the Related Party Disclosure Policy which explains what a related party transaction is and the purposes for which Council is collecting, and will use and disclose, the related party information provided by you in this notification.

Please Complete either Section 1 or Section 2

Section 1 (Please tick if applicable)

No related party transactions have been carried out in the past 6-month period and I am not aware of any related party transactions anticipated in the future.

Section 2

Please complete the table attached for each related party transaction with Council that you, or a close member of your family, or an entity related to you or a close member of your family:

- a) has previously entered into and which will continue in the future, or
- b) has entered into, or is reasonably likely to enter into, in the future.

Notification

I (Name) Barbara Deans (Position) Partner

notify that, to the best of my knowledge, information, and belief, as at the date of this notification, the above list and attachments, if any, includes all existing and potential related party transactions with Council involving myself, close members of my family, or entities controlled or jointly controlled by me or close members of my family, relevant to the reporting period.

I make this notification after reading the Related Party Disclosure Policy provided by Council, which details the meaning of the words "related party", "related party transaction", "close members of the family of a person" and, in relation to an entity, "control" or "joint control" and the purposes for which this information will be used and disclosed.

I permit access to this information for the purpose of compliance with Council's legal obligations and disclosure.

Signature:

[Redacted Signature]

Date:

28/8/23



Attachment A – Related Party Disclosure by Key Management Personnel

Description of Related Party Transactions	Are transactions involving a related party?	Transaction is material to financial statements?	Related Party's Name (include A/S/N if known)	Relationship with Related Party	Description of Transaction Document for Disclosure to the Related Party (include A/S/N if known)
Bug covered from ground pit for use on farm in rear own banks.	existing	0	Linden Deuns	son	covered by the lead truck. full one month may be more
sell cattle at side yards.	existing	0	Dicky Leuten	son in law	we sell cattle at owned cattle side yards
share farming	existing	0	Kelen Hunt	Neighbour	Western Farm Helms farm
		0			
		0			
		0			
		0			
		0			

Note: - Please attach additional pages if not enough room supplied above as well as any supporting information that would be useful in the assessment of these related party transactions.



Attachment A – Related Party Disclosure by Key Management Personnel

Private and Confidential	
Related Party Declaration by Key Management Personnel (KMP)	
Name of Key Management Person:	TIM HORAN
Position of Key Management Person:	
<p>List details of close family member, entities that are controlled/jointly controlled by you and entities that are controlled/jointly controlled by close family members</p> <p><i>(Please refer to definitions in Related Party Disclosures Policy and consider the additional guidance provided in the Privacy Collection notice for KMP)</i></p>	
Name of person or entity	Relationship
SAM HORAN	FAMILY
STEWART ROBINSON	FAMILY
TELELY MCKEY	FAMILY
<p>TIM HORAN (insert full name), COUNCILLOR (insert position) declare that that the above list includes all my close family members and the entities controlled, or jointly controlled, by myself or my close family members. I make this declaration after reading the Council's Related Party Disclosures Policy which details the meaning of the words 'close family members' and 'entities controlled, or jointly controlled, by myself or my close family members'.</p>	
Declared at:	Coonamble. <i>(insert place)</i>
on the	30 June 2023 <i>(insert date)</i>
Signature of KMP:	[REDACTED]



Attachment A – Related Party Disclosure by Key Management Personnel

RELATED PARTY TRANSACTIONS NOTIFICATION BY

KEY MANAGEMENT PERSONNEL

Name of Key Management Person: Tim Hobson
Position of Key Management Person: Councilor

Please read the Related Party Disclosure Policy which explains what a related party transaction is and the purposes for which Council is collecting, and will use and disclose, the related party information provided by you in this notification.

Please Complete either Section 1 or Section 2

Section 1 (Please tick if applicable)



No related party transactions have been carried out in the past 6-month period and I am not aware of any related party transactions anticipated in the future.

Section 2

Please complete the table attached for each related party transaction with Council that you, or a close member of your family, or an entity related to you or a close member of your family:

- a) has previously entered into and which will continue in the future, or
b) has entered into, or is reasonably likely to enter into, in the future.

Notification

I, (Name) Tim Hobson (Position) Councilor, notify that, to the best of my knowledge, information, and belief, as at the date of this notification, the above list and attachments, if any, includes all existing and potential related party transactions with Council involving myself, close members of my family, or entities controlled or jointly controlled by me or close members of my family, relevant to the reporting period.

I make this notification after reading the Related Party Disclosure Policy provided by Coonamble Shire Council, which details the meaning of the words "related party", "Related party transaction", "close members of the family of a person" and, in relation to an entity, "control" or "joint control" and the purposes for which this information will be used and disclosed.

I permit access to this information for the purpose of compliance with Council's legal obligations and disclosure.

Signature:



Date:

26/9/23



Attachment A – Related Party Disclosure by Key Management Personnel

Private and Confidential	
Related Party Disclosures by the Management Personnel (RMP)	
Name of Key Management Person:	TERENCE J LEES
Position of Key Management Person:	COUNCILLER
<p>List details of close family member, entities that are controlled/jointly controlled by you and entities that are controlled/jointly controlled by close family members</p> <p><i>(Please refer to definitions in Related Party Disclosures Policy and consider the additional guidance provided in the Privacy Collection notice for KMP)</i></p>	
Name of person or entity	Relationship
TERRY LEES	PA SISTER'S
<p>I, <u>TERENCE LEES</u> (insert full name), <u>COUNCILLER</u> (insert position) declare that that the above list includes all my close family members and the entities controlled, or jointly controlled, by myself or my close family members. I make this declaration after reading the Council's Related Party Disclosures Policy which details the meaning of the words 'close family members' and 'entities controlled, or jointly controlled, by myself or my close family members'.</p>	
Declared at:	COONAMBLE SHIRE COUNCIL (insert place)
on the	80 CASTLEREACH ST COONAMBLE (insert date)
Signature of KMP:	



Attachment A – Related Party Disclosure by Key Management Personnel

RELATED PARTY TRANSACTIONS

NOTIFICATION BY

KEY MANAGEMENT PERSONNEL

Name of Key Management Person: _____

Position of Key Management Person: _____

Please read the Related Party Disclosure Policy which explains what a related party transaction is and the purposes for which Council is collecting, and will use and disclose, the related party information provided by you in this notification.

Please Complete either Section 1 or Section 2

Section 1 (Please tick if applicable)

No related party transactions have been carried out in the past 6-month period and I am not aware of any related party transactions anticipated in the future.

Section 2

Please complete the table attached for each related party transaction with Council that you, or a close member of your family, or an entity related to you or a close member of your family:

- a) has previously entered into and which will continue in the future, or
- b) has entered into, or is reasonably likely to enter into, in the future.

Notification

I, (Name) Toralee J. Lee (Position) Councillor notify that, to the best of my knowledge, information, and belief, as at the date of this notification, the above list and attachments, if any, includes all existing and potential related party transactions with Council involving myself, close members of my family, or entities controlled or jointly controlled by me or close members of my family, relevant to the reporting period.

I make this notification after reading the Related Party Disclosure Policy provided by Coonamble Shire Council, which details the meaning of the words "related party", "Related party transaction", "close members of the family of a person" and, in relation to an entity, "control" or "joint control" and the purposes for which this information will be used and disclosed.

I permit access to this information for the purpose of compliance with Council's legal obligations and disclosure.

Signature:

Date:

23-10-2023

Attachment A – Related Party Disclosure by Key Management Personnel

RELATED PARTY TRANSACTIONS NOTIFICATION BY

KEY MANAGEMENT PERSONNEL

Name of Key Management Person: WILLIAM R. FISHER
Position of Key Management Person: BOUNCELOER

Please read the Related Party Disclosure Policy which explains what a related party transaction is and the purposes for which Council is collecting, and will use and disclose, the related party information provided by you in this notification.

Please Complete either Section 1 or Section 2

Section 1 (Please tick if applicable)

No related party transactions have been carried out in the past 6-month period and I am not aware of any related party transactions anticipated in the future.

Section 2

Please complete the table attached for each related party transaction with Council that you, or a close member of your family, or an entity related to you or a close member of your family:

- a) has previously entered into and which will continue in the future, or
- b) has entered into, or is reasonably likely to enter into, in the future.

Notification
 (Name) MR FISHER (Position) BOUNCELOER notify that, to the best of my knowledge, information, and belief, as at the date of this notification, the above list and attachments, if any, includes all existing and potential related party transactions with Council involving myself, close members of my family, or entities controlled or jointly controlled by me or close members of my family, relevant to the reporting period.
 I make this notification after reading the Related Party Disclosure Policy provided by Coonamble Shire Council, which details the meaning of the words "related party", "related party transaction", "close members of the family of a person" and, in relation to an entity, "control" or "joint control" and the purposes for which this information will be used and disclosed.
 I permit access to this information for the purpose of compliance with Council's legal obligations and disclosure.

Signature:



Date:

25th September 2023



Attachment A – Related Party Disclosure by Key Management Personnel

Private and Confidential	
Related Party Disclosure by Key Management Personnel (RMP)	
Name of Key Management Person:	AHMAD KARAWOELI
Position of Key Management Person:	Councillor
<p>List details of close family member, entities that are controlled/jointly controlled by you and entities that are controlled/jointly controlled by close family members</p> <p><i>(Please refer to definitions in Related Party Disclosures Policy and consider the additional guidance provided in the Privacy Collection notice for KMP)</i></p>	
Name of person or entity	Relationship
GLOBAL village cafe	owner
<p>I, (insert full name), (insert position) declare that that the above list includes all my close family members and the entities controlled, or jointly controlled, by myself or my close family members. I make this declaration after reading the Council's Related Party Disclosures Policy which details the meaning of the words 'close family members' and 'entities controlled, or jointly controlled, by myself or my close family members'.</p>	
Declared at:	(insert place)
on the	(insert date)
Signature of KMP:	[Redacted Signature]



Attachment A – Related Party Disclosure by Key Management Personnel

**RELATED PARTY TRANSACTIONS
NOTIFICATION BY**

KEY MANAGEMENT PERSONNEL

Name of Key Management Person: A. KARAMELI
Position of Key Management Person: Council

Please read the Related Party Disclosure Policy which explains what a related party transaction is and the purposes for which Council is collecting, and will use and disclose, the related party information provided by you in this notification.

Please Complete either Section 1 or Section 2

Section 1 (Please tick if applicable)



No related party transactions have been carried out in the past 6-month period and I am not aware of any related party transactions anticipated in the future.

Section 2

Please complete the table attached for each related party transaction with Council that you, or a close member of your family, or an entity related to you or a close member of your family:

- a) has previously entered into and which will continue in the future, or
- b) has entered into, or is reasonably likely to enter into, in the future.

Notification I (Name) A. KARAMELI (Position) OWNER notify that, to the best of my knowledge, information, and belief, as at the date of this notification, the above list and attachments, if any, includes all existing and potential related party transactions with Council involving myself, close members of my family, or entities controlled or jointly controlled by me or close members of my family, relevant to the reporting period.

I make this notification after reading the Related Party Disclosure Policy provided by Coonamble Shire Council, which details the meaning of the words "related party", "related party transaction", "close members of the family of a person" and, in relation to an entity, "control" or "joint control" and the purposes for which this information will be used and disclosed.

I permit access to this information for the purpose of compliance with Council's legal obligations and disclosure.

Signature:



Date:

23.11.23



Attachment A – Related Party Disclosure by Key Management Personnel

Enter and Qualify	
Related Party Disclosure by Key Management Personnel (RMP)	
Name of Key Management Person:	PATRICK Cullen
Position of Key Management Person:	
<p>List details of close family member, entities that are controlled/jointly controlled by you and entities that are controlled/jointly controlled by close family members</p> <p><i>(Please refer to definitions in Related Party Disclosures Policy and consider the additional guidance provided in the Privacy Collection notice for KMP)</i></p>	
Name of Business Entity	Relationship
NIL	
<p>I, <u>PATRICK</u>..... <i>(insert full name)</i>, <u>Cullen</u>..... <i>(insert position)</i> declare that that the above list includes all my close family members and the entities controlled, or jointly controlled, by myself or my close family members. I make this declaration after reading the Council's Related Party Disclosures Policy which details the meaning of the words 'close family members' and 'entities controlled, or jointly controlled, by myself or my close family members'.</p>	
Declared at:	Coonamble <i>(insert place)</i>
on the	4/9/23 <i>(insert date)</i>
Signature of KMP:	



Attachment A – Related Party Disclosure by Key Management Personnel

RELATED PARTY TRANSACTIONS NOTIFICATION BY

KEY MANAGEMENT PERSONNEL

Name of Key Management Person: _____

Position of Key Management Person: _____

Please read the *Related Party Disclosure Policy* which explains what a *related party transaction* is and the purposes for which Council is collecting, and will use and disclose, the related party information provided by you in this notification.

Please Complete either Section 1 or Section 2

Section 1 (Please tick if applicable)



No related party transactions have been carried out in the past 6-month period and I am not aware of any related party transactions anticipated in the future.

Section 2

Please complete the table attached for each related party transaction with Council that you, or a close member of your family, or an entity related to you or a close member of your family:

- a) has previously entered into and which will continue in the future, or
- b) has entered into, or is reasonably likely to enter into, in the future.

Notification

I, (Name) _____ (Position) _____, notify that, to the best of my knowledge, information, and belief, as at the date of this notification, the above list and attachments, if any, includes all existing and potential related party transactions with Council involving myself, close members of my family, or entities controlled or jointly controlled by me or close members of my family, relevant to the reporting period.

I make this notification after reading the Related Party Disclosure Policy provided by Coonamble Shire Council, which details the meaning of the words "related party".

"Related party transaction", "close members of the family of a person" and, in relation to an entity, "control" or "joint control" and the purposes for which this information will be used and disclosed.

I permit access to this information for the purpose of compliance with Council's legal obligations and disclosure.


Signature: _____

Date:

8. 8. 23

SHIRE COUNCIL

Key Management Personnel

Private and Confidential	
Related Party Disclosure by Key Management Personnel (KMP)	
Name of Key Management Person:	KAUL GALLAGHER
Position of Key Management Person:	GENERAL MANAGER
<p>List details of close family member, entities that are controlled/jointly controlled by you and entities that are controlled/jointly controlled by close family members</p> <p>(Please refer to definitions in Related Party Disclosures Policy and consider the additional guidance provided in the Privacy Collection notice for KMP)</p>	
Name of person or entity	Relationship
N/A	
<p>I, <u>KAUL GALLAGHER</u> (insert full name), (insert position) declare that that the above list includes all my close family members and the entities controlled, or jointly controlled, by myself or my close family members. I make this declaration after reading the Council's Related Party Disclosures Policy which details the meaning of the words 'close family members' and 'entities controlled, or jointly controlled, by myself or my close family members'.</p>	
Declared at:	COUNCIL CHAMBERS (insert place)
on the	10 DAY OF OCTOBER 2023 (insert date)
Signature of KMP:	

Attachment A – Related Party Disclosure by Key Management Personnel



RELATED PARTY TRANSACTIONS NOTIFICATION BY

KEY MANAGEMENT PERSONNEL:

Name of Key Management Person: PAUL COONAMBLE
Position of Key Management Person: GENERAL MANAGER

Please read the Related Party Disclosure Policy which explains what a related party transaction is and the purposes for which Council is collecting, and will use and disclose, the related party information provided by you in this notification.

Please Complete either Section 1 or Section 2

Section 1 (Please tick if applicable)



No related party transactions have been carried out in the past 6-month period and I am not aware of any related party transactions anticipated in the future.

Section 2

Please complete the table attached for each related party transaction with Council that you, or a close member of your family, or an entity related to you or a close member of your family:

- a) has previously entered into and which will continue in the future, or
- b) has entered into, or is reasonably likely to enter into, in the future.

Notification PAUL COONAMBLE (Position) GENERAL MANAGER notify that, to the best of my knowledge, information, and belief, as at the date of this notification, the above list and attachments, if any, includes all existing and potential related party transactions with Council involving myself, close members of my family, or entities controlled or jointly controlled by me or close members of my family, relevant to the reporting period.

I make this notification after reading the Related Party Disclosure Policy provided by Coonamble Shire Council, which details the meaning of the words "related party", "related party transaction", "close members of the family of a person" and, in relation to an entity, "control" or "joint control" and the purposes for which this information will be used and disclosed.

I permit access to this information for the purpose of compliance with Council's legal obligations and disclosure.

Signature:

Date: 10.10.2023



Attachment A – Related Party Disclosure by Key Management Personnel

Description of Related Party Transaction	Is transaction resulting or potential?	Type and if transaction is financial in nature	Related Party's Name (Individual or Entity) Includes all if known	Relationship with Related Party	Description of Transaction/Operations by Character to the Related Party Relationship
N/A		0			
		0			
		0			
		0			
		0			
		0			
		0			
		0			
		0			
		0			
		0			
		0			
		0			
		0			
		0			
		0			
		0			
		0			
		0			

Note: - Please attach additional pages if not enough room supplied above as well as any supporting information that would be useful in the assessment of these related party transactions.

PRIVACY COLLECTION NOTICE
RELATED PARTY DISCLOSURES BY KEY MANAGEMENT PERSONNEL

Attachment B

Purpose of Collection, Use and Disclosure

Effective for annual periods beginning on or after 1 July 2016, Council must disclose certain related party relationships and related party transactions together with information associated with those transactions in its general-purpose financial statements, in order to comply with *Australian Accounting Standard AASB 124 Related Party Disclosures July 2015 (AASB 124)*.

Related parties include Council's Key Management Personnel (KMP), their close family members, and any entities that they or any of their close family members control or jointly control.

A related party transaction is any transaction (whether a transfer of resources, services or obligations) between the reporting local government and any of the related parties, whether monetary or not.

If there is a related party transaction with Council applicable to a reporting financial year, AASB 124 requires Council to disclose in the financial statements the nature of the related party relationship and information about the transaction, including outstanding balances and commitments associated with the transaction. Disclosure in the financial statements may be in the aggregate and/or made separately, depending on the materiality of the transaction.

For more information about Council's disclosure requirements under AASB 124, please refer to Council's Related Party Disclosure Policy.

Notifications by Key Management Personnel

To comply with AASB 124, Council has adopted a policy that requires all members of its KMP to periodically provide notifications to the Executive Leader Corporate and Sustainability of any existing or potential related party transactions between Council and any of their related parties during a financial year, and any changes to previously notified related party relationships and transactions relevant to the subject financial year.

To this end, each KMP must provide a Related Party Disclosure, in the approved form, notifying any existing or potential related party transactions between Council and any related parties of the KMP, to the Executive Leader Corporate and Sustainability by no later than the following periods during a financial year:

- 30 days after the commencement of the application of this policy.
- 30 days after a KMP commences their term or employment with Council.
- 30 November (each year); and
- 30 June (each year).


Note, these related party disclosure requirements are in addition to the notifications KMPs are required to make to comply with Council's adopted Code of Conduct.

This includes disclosures relating to Conflicts of Interest (Pecuniary and Non-Pecuniary) and Gifts and Benefits. Council's Auditors may audit related party information as part of the annual external audit.

RELATED PARTY DISCLOSURES BY KEY MANAGEMENT PERSONNEL – July 2021

Attachment B

Page 1 of 3

Private and Confidential	
Related Party Declaration by Key Management Personnel (KMP)	
Name of Key Management Person:	BLOCE Quinny
Position of Key Management Person:	DIRECTOR CORPORATE SERVICES
<p>List details of close family member, entities that are controlled/jointly controlled by you and entities that are controlled/jointly controlled by close family members</p> <p><i>(Please refer to definitions in Related Party Disclosures Policy and consider the additional guidance provided in the Privacy Collection notice for KMP)</i></p>	
Name of person or entity	Relationship
Nil	Nil
<p>I <u>BLOCE Quinny</u> (insert full name), <u>DIRECTOR - CORPORATE</u> (insert position) declare that that the above list includes all my close family members and the entities controlled, or jointly controlled, by myself or my close family members. I make this declaration after reading the Council's Related Party Disclosures Policy which details the meaning of the words 'close family members' and 'entities controlled, or jointly controlled, by myself or my close family members'.</p>	
Declared at:	80 CASTLE REACH ST, COONABIE (insert place)
on the	3RD OCTOBER, 2023 (insert date)
Signature of KMP:	

Attachment A – Related Party Disclosure by Key Management Personnel



RELATED PARTY TRANSACTIONS NOTIFICATION BY

KEY MANAGEMENT PERSONNEL

Name of Key Management Person: Bruce Dinning
Position of Key Management Person: Senior Corporate

Please read the *Related Party Disclosure Policy* which explains what a related party transaction is and the purposes for which Council is collecting, and will use and disclose, the related party information provided by you in this notification.

Please Complete either Section 1 or Section 2

Section 1 (Please tick if applicable)



No related party transactions have been carried out in the past 6-month period and I am not aware of any related party transactions anticipated in the future.

Section 2

Please complete the table attached for each related party transaction with Council that you, or a close member of your family, or an entity related to you or a close member of your family:

- a) has previously entered into and which will continue in the future, or
- b) has entered into, or is reasonably likely to enter into, in the future.

Notification
 I, (Name) Bruce Dinning (Position) Senior Corporate certify that, to the best of my knowledge, information, and belief, as at the date of this notification, the above list and attachments, if any, includes all existing and potential related party transactions with Council involving myself, close members of my family, or entities controlled or jointly controlled by me or close members of my family, relevant to the reporting period.
 I make this notification after reading the Related Party Disclosure Policy provided by Coonamble Shire Council, which details the meaning of the words "related party", "Related party transaction", "close members of the family of a person" and, in relation to an entity, "control" or "joint control" and the purposes for which this information will be used and disclosed.
 I permit access to this information for the purpose of compliance with Council's legal obligations and disclosure.

Signature: 
 Date: 3/10/23

Attachment A – Related Party Disclosure by Key Management Personnel



Description of Related Party Transaction	Is it considered a transaction of potential materiality?	Tick box if transaction is immaterial to financial statements	Is Related Party's Name Disclosed in Financials (Entity includes AEM if known)	Relationship with Related Party	Description of Transaction Disclosure or Reference to the Financials (Party Relationship)
Employee of Council	Yes	0	Council	Employer	No disclosure as employee of Council
		0			
		0			
		0			
		0			
		0			
		0			
		0			
		0			
		0			
		0			
		0			
		0			
		0			
		0			
		0			
		0			
		0			
		0			
		0			
		0			
		0			
		0			
		0			
		0			
		0			

Note: - Please attach additional pages if not enough room supplied above as well as any supporting information that would be useful in the assessment of these related party transactions.